



IMPERIAL HERITAGE SCHOOL

SECTOR-102, GURUGRAM




Holiday

HOMESCHOOLWORK

SESSION 2021-22

GRADE-2



THE CAPACITY TO LEARN IS A GIFT; THE ABILITY TO LEARN IS A SKILL; THE WILLINGNESS TO LEARN IS A CHOICE".

A Holiday Homework is an attempt to enhance children's imagination. Doing it in the right spirit with enthusiasm will make it a great learning experience and will make your child an independent, inquisitive learner who will enjoy the learning process.

Dear Parents,

We are ready to welcome the Summer Vacation after a year of online schooling. The year gone by has taught us valuable lessons and gave us the ability to spring back from all challenges that came our way. I must thank you for supporting us and making the online teaching learning process, a successful joint venture between us. This break is a great opportunity to cheer up our souls and refresh our minds. This is the time to bond with our children and give them credit for quickly adopting to the new normal conditions and adjusting to it without any apprehensions or doubts. They attended classes, did activities and appeared for their exams with the same gusto and enthusiasm as they would do in a functional school. Kudos to our students.

Here are some tips for you, parents, to make the most of this time where there are no deadlines to meet, no assignment to be submitted or a test to study for. This is your "US" time, enjoy it and make beautiful memories.

- *Avoid negativity in all forms at home. Whether from News on TV or from the neighbourhood. Children get affected and sometimes do not express themselves. Discourage any talks or discussions that can have a negative impact on our children's impressionable mind.*
- *Have at least two meals together with your children.*
- *Explain about the hard work our farmers put in so that we can have our meals on the table and ask them not to waste their food.*
- *Let them wash their own plate after every meal. Children learn dignity of labour from such activities.*
- *Encourage them to help you with preparing meals. Let them make their own vegetable and fruit salad.*
- *Encourage them to learn 5 new words in English, Hindi and list them in a note book.*
- *Nurture your child's interest – be it art, music, dance or anything else. Let him/her pursue a hobby of his/her own choice.*
- *Please train your child to become independent in his daily chores.*
- *Let him/her keep the house clean-clear the toys, books or craft after he/she has finished playing with it. Let them lend you a hand with basic household chores like dusting and mopping, putting out clothes to dry, folding them etc.*
- *Be polite while speaking and talk softly.*
- *Inculcate proper toilet habits.*
- *Remember to converse in English with your child.*
- *Gently encourage your child to make a kitchen garden by planting seeds. Knowledge about plants and trees are an integral part of your child's growing up.*
- *Share stories about your childhood and your family history.*
- *Assign a permanent workplace and a work-time. This brings in discipline in your child's life.*
- *Make sure you are spending quality time with your wards amidst this tensed environment.*

And now a word for my students:

Dear Students,

With summer holidays around the corner, my heart swells up with an array of emotions. You all have worked hard in the past few months and it is time to have a refreshing vacation.

To maintain the educational continuum and to keep in view the rejuvenation you need, an enriching homework for the holidays is designed to keep you constructively busy and put boredom at bay. Continue to read e-newspaper every day and don't forget to complete your notebooks and assignment of the syllabus covered in online classes during April and May.

Don your thinking cap, wear your magic mantle to put forth your creative side. Have fun and frolic, build up your learning activities as a treasure.

Looking forward to seeing you soon, online.

Happy summer vacations! Enjoy, take rest and be back with full enthusiasm.

Happy Summer Vacation
The word 'holidays' is written in a playful, bubbly font. Each letter is filled with a different color and pattern: 'h' is orange with yellow dots, 'o' is green with white dots, 'l' is yellow, 'i' is green with pink dots, 'd' is pink, 'a' is white with orange dots, 'y' is yellow, and 's' is pink with white stripes. Above the letters are various decorative elements: a pink heart, a small orange flower, a green asterisk, a white flower with a yellow center, and two green leaves.

The logo features a green house shape with a white flag on top. Below the house, the words 'STAY HOME STAY SAFE' are written in bold, white, sans-serif capital letters. 'STAY' is on the top line, 'HOME' is on the middle line, and 'STAY SAFE' is on the bottom line. The background of the text is a pink-to-purple gradient.

LITERACY



Task 1:

Reading Activity

Read books and make summertime a memorable and an enjoyable one. So, go ahead and pick up as many as stories from the list/link given below and write a book review of any one story in an A4 sheet/ loose sheet.

Students can copy and be creative with the template given below or print/copy the Book Review sheet attached.

- Dr. Seuss Classics for kids
- The Very Hungry Caterpillar by Eric Carle
- Tales from Arabian Nights
- Tales from the Panchatantra
- Aesop's Tales
- Winnie the Pooh by A A Milne
- The Cat in the Hat by Dr. Seuss
- Charlotte's Web by E.B. White
- Jataka Tales
- <https://freekidsbooks.org>
- <http://www.turtlediary.com/biographies.html>


A Book Review by _____		Your star rating for this book:  	
Title: _____		Author: _____	
Characters <i>Who are they? Did you like them? How did they make you feel?</i>	Plot <i>What happens? Is it fun to read?</i>		
_____ _____ _____ _____	_____ _____ _____ _____		
Your opinion <i>Did you like the book? What was your favourite part & why? Were there any funny or scary bits? Did you learn anything?</i>	Recommend? <i>Why or why not?</i>		
_____ _____ _____ _____	_____ _____ _____ _____		

Fill the Reading Log for any three books you have read.

Start Date	End date	Name of the book	Author	Characters I like the most	Five new words	I think the book is

Task 2: Create a biography of any famous Personality

BIOGRAPHY of _____ by _____



The person is famous for

Describe person in 5 words

Life's lesson — something important that I learned from this person.

Three important events in this person's life

- 1.
- 2.
- 3.

If ever a movie was made on his/her life I would call it

Movie Time

Task 3:

Watch any movie based on astronauts with your family.



In pairs, role play an interview with an astronaut. Decide with the help of your parent the role that each one of you would take up and then think about the questions to be asked and their answers before shooting the video.

Make a video of 2 minutes to 5 minutes and email it your class teacher.

Movie List:

- Fly Me To The Moon (2009)
- Space Chimps
- Gravity
- Interstellar
- Apollo 13
- Spark: A Space Tail
- Wall-E
- Space Buddies
- First Man (2019)

EVS

Task 1:

Popcorns can be made in a pressure cooker, a wok or a microwave. Make popcorns at home under the supervision of an elder member. Now fill the bubbles given below with the recipe you used to make your popcorns.

STEP 1

STEP 2



STEP 3

STEP 4

How many senses did you use while making popcorns?
List those senses down and how?

Community Helpers

Task 2:

- Make a Community Helpers Booklet.
- Design your own cover page.
- Each page in the booklet should have the name of a community helper and should follow the given format.
- Colour and decorate your booklet.



Can.....

Have.....

**NAME & IMAGE
OF THE
COMMUNITY
HELPER**

Are.....

Use.....

Task 3:

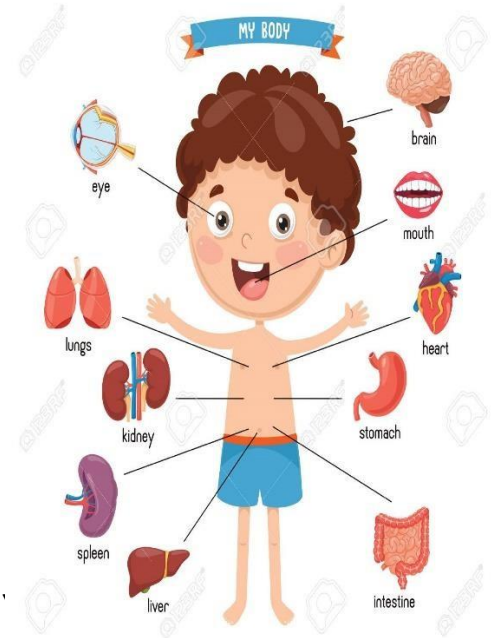
Your body is a brilliant machine with many important parts. It is more than what you see when you look in the mirror- there are different parts that have different jobs, but each part works together so that you can sleep, eat, sit in class and play with your friends.

Your body is a pretty amazing thing! While there is a lot happening on the outside that you can see, there is even more happening inside our body.

- Make a handmade scrapbook (use the given link for making booklet <https://www.youtube.com/watch?v=nJbV-1cDPiM>) showing the internal and external parts of the body. draw or paste pictures. Write the functions and importance of each body part.

- Find out 10 amazing facts of the human body and write them in the scrapbook.

- You can also make a model of the human body labelling the external parts of the body.



NUMERACY

Task 1:


Let us go for Dinner Party!

Plan a dinner with family in your house. Set up a room as a restaurant. Make menu card at home with the items name and price. Assign members with different roles especially child as customer (as chef, manager, waiter, customers, etc.). Customers will order food from the menu card. After the order is placed, the restaurant manager writes the ordered items with their prices, totals it and gives it to the customers. The customers then pay the amount and get their change back.



What we need:

- Menu cards
- Paper Money
- Notepad
- Pencils



Task 2:

Make a list of 3-digit Indian Helpline numbers (any 6) used in our country. Also write their number names and expanded form.

S.No.	Helpline numbers	Details	Number Name	Expanded Form	What comes before	What comes after
1.	100	Police	One hundred	1 hundred + 0 ten + 0 ones	99	101
2.						
3.						
4.						
5.						
6.						
7.						

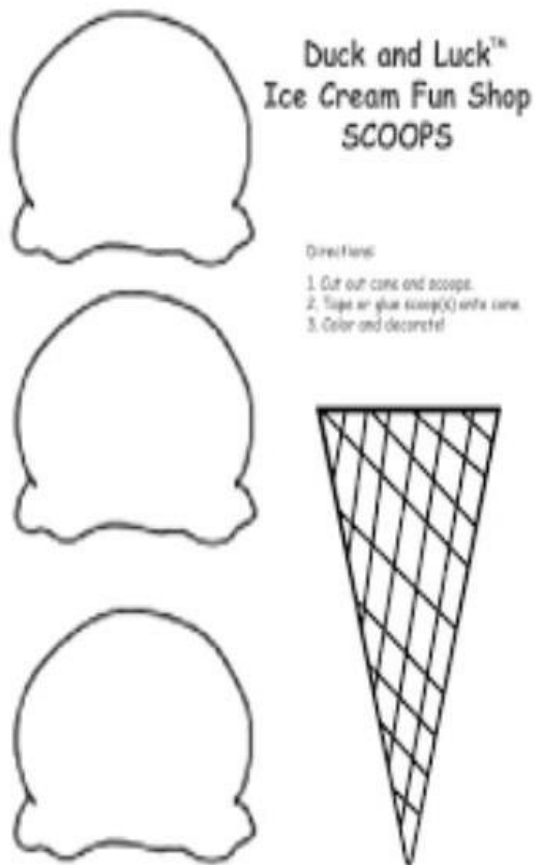
Task 3:

Speaking of hunger, how yummy is this Place Value ice cream math station? Build ice cream cones for each number by adding the matching scoops. It comes in a lot of different levels so all of you can enjoy the delish learning.

You can take help with the given picture.

Students can select any one 2-digit and one 3-digit number of their choice. (Create two such cones)

Example:



Computer



Students will do any two tasks out of three:

Task-1: Students will make a beautiful scrapbook on the topic “**DIFFERENT PARTS OF A COMPUTER**”.

- Decorate cover page of the scrapbook beautifully.
- In each page paste a picture of different parts like monitor, keyboard, CPU, mouse, printer, speaker, headphone, CD and pen drive.
- Explain about each part below the picture within 3-4 lines.

Task-2: Students will prepare a chart on the topic “Computer vs Human”.

e.g.

LET'S FIND WHO IS BETTER COMPUTER OR HUMAN	
<p>Computer</p> <p>A computer does not make any mistake.</p> 	<p>Humans</p> <p>Humans can make mistakes.</p> 

Task-3 Draw the following pictures in MS Paint:



Hindi

सामान्य निर्देश :-

1. कार्य सुंदर लिखाई में कीजिए।
2. मात्राओं का विशेष ध्यान दीजिए।
3. दिए गए कार्य को अपनी हिंदी की कार्यपुस्तिका में कीजिए।

1. अ से अँ तक की मात्राओं के 5-5 शब्द अखबार या किसी भी पुस्तक से छाँटकर अपनी हिंदी की कार्यपुस्तिका में लिखें।
2. अपनी मनपसंद हिंदी कहानियाँ व कविताएँ पढ़ें।
3. ग्रीष्मकालीन अवकाश में निम्नलिखित कार्य करते हुए अपनी छवि लीजिए व उन चित्रों की मदद से एक फोटो – फ्रेम बनाइए।
 - क. पौधों को देखभाल करते हुए जैसे : पानी देना, खाद् इत्यादि डालते हुए।
 - ख. पक्षियों को दाना – पानी डालते हुए।
 - ग. बड़े – बुजुर्गों की सेवा कर आशीर्वाद लेते हुए।
 - घ. माता – पिता या दादा – दादी के साथ खेलों का आनंद लेते हुए।
4. कोई एक देश – भक्ति कविता याद करें ग्रीष्मकालीन अवकाश के बाद कक्षा में गतिविधि द्वारा सस्वर वाचन होगा, रंगमंच सामग्री (प्रॉप) के साथ।

