



IMPERIAL HERITAGE SCHOOL

SECTOR-102, GURUGRAM



Holiday

HOMESCHOOLWORK

SESSION 2021-22

GRADE-3

THEME-

**UNITY IN
DIVERSITY**



THE CAPACITY TO LEARN IS A GIFT; THE ABILITY TO LEARN IS A SKILL; THE WILLINGNESS TO LEARN IS A CHOICE".

A Holiday Homework is an attempt to enhance children's imagination. Doing it in the right spirit with enthusiasm will make it a great learning experience and will make your child an independent, inquisitive learner who will enjoy the learning process.

Dear Parents,

We are ready to welcome the Summer Vacation after a year of online schooling. The year gone by has taught us valuable lessons and gave us the ability to spring back from all challenges that came our way. I must thank you for supporting us and making the online teaching learning process, a successful joint venture between us. This break is a great opportunity to cheer up our souls and refresh our minds. This is the time to bond with our children and give them credit for quickly adopting to the new normal conditions and adjusting to it without any apprehensions or doubts. They attended classes, did activities and appeared for their exams with the same gusto and enthusiasm as they would do in a functional school. Kudos to our students.

Here are some tips for you, parents, to make the most of this time where there are no deadlines to meet, no assignment to be submitted or a test to study for. This is your "US" time, enjoy it and make beautiful memories.

- *Avoid negativity in all forms at home. Whether from News on TV or from the neighbourhood. Children get affected and sometimes do not express themselves. Discourage any talks or discussions that can have a negative impact on our children's impressionable mind.*
- *Have at least two meals together with your children.*
- *Explain about the hard work our farmers put in so that we can have our meals on the table and ask them not to waste their food.*
- *Let them wash their own plate after every meal. Children learn dignity of labour from such activities.*
- *Encourage them to help you with preparing meals. Let them make their own vegetable and fruit salad.*
- *Encourage them to learn 5 new words in English, Hindi and list them in a note book.*
- *Nurture your child's interest – be it art, music, dance or anything else. Let him/her pursue a hobby of his /her own choice.*
- *Please train your child to become independent in his daily chores.*
- *Let him/her keep the house clean-clear the toys, books or craft after he/she has finished playing with it. Let them lend you a hand with basic household chores like dusting and mopping, putting out clothes to dry, folding them etc.*
- *Be polite while speaking and talk softly.*
- *Inculcate proper toilet habits.*
- *Remember to converse in English with your child.*
- *Gently encourage your child to make a kitchen garden by planting seeds. Knowledge about plants and trees are an integral part of your child's growing up.*
- *Share stories about your childhood and your family history.*
- *Assign a permanent workplace and a work-time. This brings in discipline in your child's life.*
- *Make sure you are spending quality time with your wards amidst this tensed environment.*

And now a word for my students:

Dear Students,

With summer holidays around the corner, my heart swells up with an array of emotions. You all have worked hard in the past few months and it is time to have a refreshing vacation.

To maintain the educational continuum and to keep in view the rejuvenation you need, an enriching homework for the holidays is designed to keep you constructively busy and put boredom at bay. Continue to read e-newspaper every day and don't forget to complete your notebooks and assignment of the syllabus covered in online classes during April and May.

Don your thinking cap, wear your magic mantle to put forth your creative side. Have fun and frolic, build up your learning activities as a treasure.

Looking forward to seeing you soon, online.

Happy summer vacations! Enjoy, take rest and be back with full enthusiasm.

Happy Summer Vacation

holidays



Instructions for compilation of Holiday Homework

1. Use A4 size sheets (or any available sheet) for doing the holiday homework.
2. Kindly label a cover page for each subject.
3. Attach all the worksheets and relevant pictures (if needed) along with the homework sheets.
4. All the assignments should be neatly presented in the student's own handwriting (or printed if the instructions have been given). Take the help of your parents only when necessary.
5. Originality of the work and student's own creativity will be highly appreciated.
6. The students must put in their creative best and work on their assignments comprehensively using eco-friendly materials.
7. Please follow the instructions given by the teachers. Your holiday homework will be assessed and graded by your teachers when the school reopens.



ENGLISH

Finding words in a dictionary

If you want to find a word quickly in a dictionary, think about whether you would find the word in the front, middle, or back.

- In the front of the dictionary, you will find words starting with A, B, C, D, and E.
- In the middle, you will find words starting with F, G, H, I, J, K, L, M, N, O, and P.
- In the back, you will find words starting with Q, R, S, T, U, V, W, X, Y, and Z.

➤ Write where each word would be found in the dictionary.

- Write front, middle, or back.



- | | |
|-------------------|------------------|
| 1 jacket- _____ | 2 storm- _____ |
| 3 hail- _____ | 4 thunder- _____ |
| 5 blower- _____ | 6 guest- _____ |
| 7 flour- _____ | 8 tonight- _____ |
| 9 decision- _____ | 10 faith- _____ |

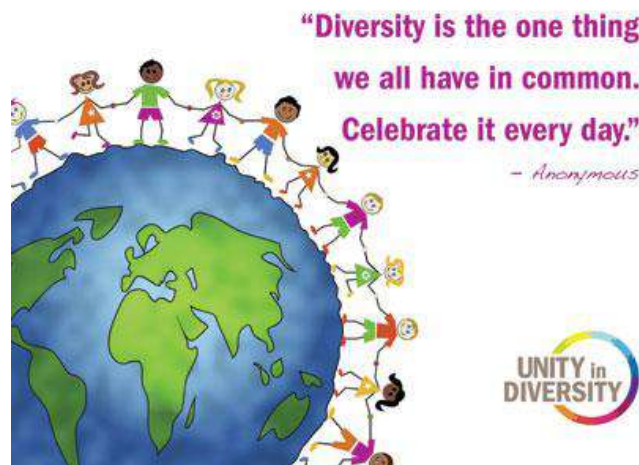
1. Which word is closer to the front of the dictionary- **freeze** or **ice cream**?
2. Which word is closer to the back of the dictionary- **umbrella** or **wet**?
3. Which word is closer to the front of the dictionary- **cold** or **hot**?
4. Which word can be found near the middle of the dictionary- **hurricane** or **earthquake**?

Build your own word chain

WORD
CHAIN

Make a word chain. The last letter of the word should be the first letter of the next word. For example- phone-elephant-train-never-rabbit...and so on. Your chain should be 25 words long. If you find it interesting, please make 5 such chains. This activity needs to be done on A4 size sheets.

Unity in diversity



Make a beautiful poster with a slogan showing the unity in diversity in our country.

MATHEMATICS

1. Collect the information about the year of birth of any 5 members of your family. Write the year of birth of each member in words (number name) in the given space.







Name	Year	Number Name

2. India is a country of many states. Every state has its own food e.g. Dosa is eaten mostly in South India (the shape of dosa is circle). Students will make a beautiful collage using different food pictures from any five states. They will label all the food items with the shape names.

- Each student will speak for one minute about their collage (after summer break).



3. Sheela has attended a 'Fancy Dress Competition'. There were different religions presented by many students. Now read the table given below and answer the following questions:

Religions	Number of participants
Sikhs	
Christians	
Muslims	
Hindu	

1. How many total students participated in the competition?

2. How many total girls participated in the competition?

3. How many total boys participated in the competition?

4. How many students presented Christians religion?

5. How many students presented Sikh religion?

4. Given below are the names and approximate length of some rivers of India.

			Total length(km)	Number name	Face value	Place value
Ganga- <u>2</u> 500 km	Yamuna- 13 <u>6</u> 7 km	Godavari- 146 <u>5</u> km				
Krishna- 12 <u>9</u> 0 km	Narmada- <u>1</u> 300 km	Tapti- <u>7</u> 24 km				
Sutlej- <u>1</u> 440 km	Mahanadi- <u>9</u> 00 km	Brahmaputra- <u>2</u> 900 km				

- Write the total length of rivers row wise in the given space.
- Write the number name of total length in the given space.
- Write the face value and place value of underline numbers in the given space.
- Arrange the given rivers in ascending and descending order according to length.

Ascending order:

Descending order:



HINDI

- 1) आप विभिन्न प्रांतों से संबंधित भिन्न-भिन्न प्रकार के चित्र इकट्ठा कीजिए- जैसे- कुछ चित्र वेशभूषा से संबंधित, कुछ चित्र खाद्य पदार्थों से संबंधित, कुछ चित्र नृत्य से संबंधित आदि। इन चित्रों से एक कोलाज बनाकर तैयार कीजिए और लिखित रूप में यह भी बताइए कि आपको किस प्रांत की वेशभूषा व खाद्य पदार्थ अच्छे लगे। (आप यह संपूर्ण कार्य A3 साइज़ शीट पर करें।)
- 2) आप एक आकर्षित बुकमार्क बनाकर उसपर एक राष्ट्रीय एकता से संबंधित स्लोगन लिखिए। ध्यान रखिए आप जो भी स्लोगन लिखेंगे उसमें कम-से-कम तीन संयुक्त व्यंजनों का प्रयोग अवश्य हो।



ICT

1. Make a colourful poster on the topic 'Unity in Diversity' in MS Paint or MS Word.

E.g.



2. Students will type 10 lines about 'Unity in Diversity' in MS Word.