



*Imperial Heritage School*  
SECTOR-102, GURUGRAM

**HOLIDAY**

**HOMEWORK**

**SESSION 2021-22**

**GRADE- V**

**THEME**

***Natural Disasters***



***“The capacity to learn is a gift; the ability to learn is a skill; the willingness to learn is a choice”.***

*A Holiday Homework is an attempt to enhance children’s imagination. Doing it in the right spirit with enthusiasm will make it a great learning experience and will make your child an independent, inquisitive learner who will enjoy the learning process.*

*Dear Parents,*

*We are ready to welcome the Summer Vacation after a year of online schooling. The year gone by has taught us valuable lessons and gave us the ability to spring back from all challenges that came our way. I must thank you for supporting us and making the online teaching learning process, a successful joint venture between us. This break is a great opportunity to cheer up our souls and refresh our minds. This is the time to bond with our children and give them credit for quickly adopting to the new normal conditions and adjusting to it without any apprehensions or doubts. They attended classes, did activities and appeared for their exams with the same gusto and enthusiasm as they would do in a functional school. Kudos to our students.*

*Here are some tips for you, parents, to make the most of this time where there are no deadlines to meet, no assignment to be submitted or a test to study for. This is your “US” time, enjoy it and make beautiful memories.*

- Avoid negativity in all forms at home. Whether from News on TV or from the neighbourhood. Children get affected and sometimes do not express themselves. Discourage any talks or discussions that can have a negative impact on our children’s impressionable mind.*
- Have at least two meals together with your children.*
- Explain about the hard work our farmers put in so that we can have our meals on the table and ask them not to waste their food.*
- Let them wash their own plate after every meal. Children learn dignity of labour from such activities.*
- Encourage them to help you with preparing meals. Let them make their own vegetable and fruit salad.*
- Encourage them to learn 5 new words in English, Hindi and list them in a note book.*
- Nurture your child’s interest – be it art, music, dance or anything else. Let him/her pursue a hobby of his /her own choice.*
- Please train your child to become independent in his daily chores.*
- Let him/her keep the house clean—clear the toys, books or craft after he/she has finished playing with it. Let them lend you a hand with basic household chores like dusting and mopping, putting out clothes to dry, folding them etc.*
- Be polite while speaking and talk softly.*
- Inculcate proper toilet habits.*
- Remember to converse in English with your child.*
- Gently encourage your child to make a kitchen garden by planting seeds. Knowledge about plants and trees are an integral part of your child’s growing up.*
- Share stories about your childhood and your family history.*
- Assign a permanent workplace and a work-time. This brings in discipline in your child’s life.*
- Make sure you are spending quality time with your wards amidst this tensed environment.*

*And now a word for my students:*

*Dear Students,*

*With summer holidays around the corner, my heart swells up with an array of emotions. You all have worked hard in the past few months and it is time to have a refreshing vacation.*

*To maintain the educational continuum and to keep in view the rejuvenation you need, an enriching homework for the holidays is designed to keep you constructively busy and put boredom at bay. Continue to read e-newspaper every day and don't forget to complete your notebooks and assignment of the syllabus covered in online classes during April and May.*

*Don your thinking cap, wear your magic mantle to put forth your creative side. Have fun and frolic, build up your learning activities as a treasure.*

*Looking forward to seeing you soon, online.*

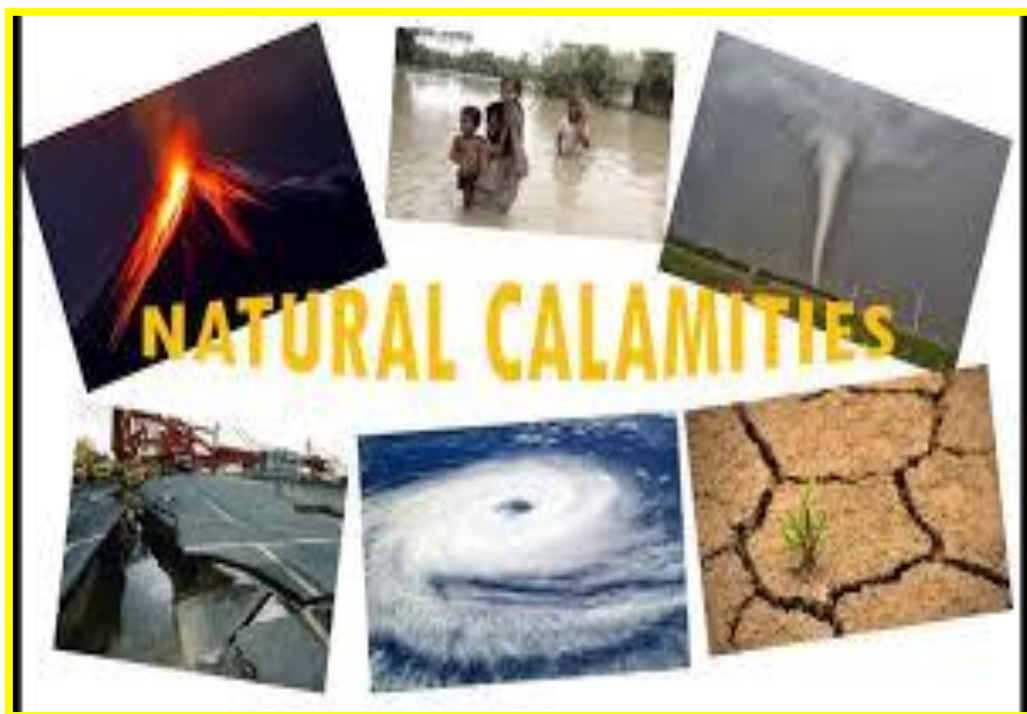
*Happy summer vacations! Enjoy, take rest and be back with full enthusiasm.*



# ENGLISH

## THEME:- NATURAL DISASTERS

A natural disaster is a major adverse event resulting from natural processes of the Earth; examples include floods, hurricanes, tornadoes, volcanic eruptions, earthquakes, tsunamis, storms, and other geologic processes. A natural disaster can cause loss of life or damage property, and typically leaves some economic damage in its wake, the severity of which depends on the affected population's resilience and on the infrastructure available.



## Activity 1

Observe the crossword given below carefully and find out names of different natural disasters.

### Natural disasters

O	O	T	A	T	O	R	N	A	D	O	W	H	N
T	G	N	I	N	T	H	G	I	L	M	O	E	H
O	L	T	L	D	N	I	M	A	N	U	S	T	O
D	T	T	H	U	R	R	I	C	A	N	E	T	L
T	Y	P	H	O	O	N	I	E	D	N	A	D	O
S	E	A	R	T	H	Q	U	A	K	E	D	R	H
F	I	H	E	B	T	R	S	L	Q	O	V	O	A
O	H	A	R	L	F	E	A	R	A	A	O	U	C
C	N	N	I	I	I	M	P	A	C	T	L	G	A
D	E	V	F	Z	A	V	A	L	A	N	C	H	E
T	O	T	D	Z	D	O	O	L	F	H	A	T	L
O	T	L	L	A	I	L	C	O	O	I	N	A	O
I	C	A	I	R	R	L	G	A	D	N	O	T	C
V	L	Z	W	D	L	A	N	D	S	L	I	D	E

BLIZZARD  
TYPHOON  
AVALANCHE  
HURRICANE  
VOLCANO  
EARTHQUAKE  
LIGHTNING  
TORNADO  
WILDFIRE  
TSUNAMI  
LANDSLIDE  
FLOOD  
DROUGHT  
IMPACT

## Activity 2

Imagine that the earth is experiencing a massive natural disaster. Imagine floods and fire and earthquakes. Luckily you have that one boat specially designed to survive this particular kind of natural disaster. It is likely that all animals on the planet will die except for the ones that you bring on the boat. Unfortunately, you only have room for ten species of animals. Which ten animals do you choose to save? Why? Write in a form of a paragraph. Word limit 150 words.



### Activity 3

#### Natural Disaster Cartoon

Imagine yourself caught in a natural disaster draw a cartoon/caricature. Refer to picture.



## Activity 4

### Picture Composition

Given below is a picture of Uttarakhand floods. Observe the picture carefully, it clearly shows the difference and devastation happened due to floods. Write a picture composition describing the differences. You can use your creativity and research to include facts and facets to it. Word limit 150 words.



#### Special Instruction:

- All writing work to be done on A4 sheets.
- Use an A3 sheet for a caricature.
- Be creative and ingenious while presenting your ideas.



## हिंदी अवकाश कार्य



**(रोल नंबर 1 से 7)**

प्राकृतिक आपदा की परिभाषा देते हुए बाढ़ आपदा को चित्र सहित विस्तार पूर्वक वर्णन करते हुए चार्ट पर दर्शाए

**(रोल नंबर 8 से 14)**

प्राकृतिक आपदा से बचने के कोई भी दस उपाय ए-4 शीट पर लिखें

**(रोल नंबर 15 से 22)**

प्राकृतिक आपदाओं के प्रकार और कारण पर अनुच्छेद 80 से 100 शब्दों में चार्ट पेपर पर लिखें

# MATH

1. A natural disaster is a major adverse event resulting from natural processes of the Earth; examples include floods, hurricanes, tornadoes, volcanic eruptions, earthquakes, tsunamis, storms, and other geologic processes.

To do task:


- Paste the pictures of some natural disasters in a scrap book.
- Write down the year of occurrence and number of people affected by it.
- Write the number in words also.

- The **Richter scale** is a **scale** of numbers used to tell the power (or **magnitude**) of earthquakes. Charles **Richter** developed the **Richter Scale** in 1935.

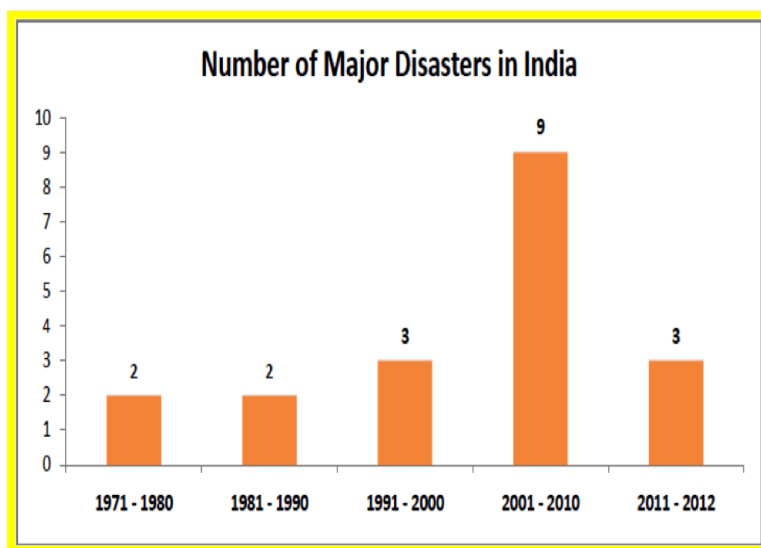
List the magnitude of few earthquakes that occurred in last 5 years.

Arrange them in descending order.

- Which country faces most earthquakes. How many earthquakes were faced in last 5 years?  
Represent your data in the form of bar graph.



2. Given bar graph shows the occurrence of natural disasters in India in last few decades. Read the graph and answer the following questions.



1. In which decade maximum number of disasters occurred?

---

2. How many disasters occurred between 2011 and 2012?

---

3. Which two decades faced minimum number of disasters? How many?

---



**3. Kedarnath Temple is a Hindu temple (shrine) dedicated to Shiva. It is located on the Garhwal Himalayan range. In 2013 a flash flood came down upon the overflowing banks of the Chorabari lake in Uttarakhand. Carrying huge amounts of silt and rocks, it destroyed lives, houses and everything else that came its way.**

1. Find the rainfall received by Kedarnath valley in 2013 and compare it with the average rainfall received every year.

---

2. What was approximate cost of damaged property in Kedarnath flood?

---

3. How many people were affected by it?

---

4. What is the height of Kedarnath from the sea level?

---

## **SOCIAL STUDIES**

Even with all our technology and the inventions that make modern life so much easier than it once was, it takes just one big natural disaster to wipe all that away and remind us that, here on Earth, we're still at the mercy of nature.

Most disasters are caused by man, not weather; deforestation, levee construction, erosion, and overgrazing all result in the loss of ecosystem services.



### **ACTIVITY-1(Roll. No. 1-11)**

Suppose you are a Disaster Manager of your society/ locality. Make an action plan to deal with any one of the disasters likely to affect your society (earthquake, fire, floods) on a white A-3 sheet to create awareness among the people to reduce loss. (e.g., Hazards and Preparedness, Home safe Home, Earthquake/ Flood Home Preparedness Guide, Information on safety or Earthquake /Flood safety). You may conduct this Awareness Campaign about DISASTER MANAGEMENT by creating and distributing brochure using the digital media to enhance the visibility of the campaign.

### **ACTIVITY-2(Roll. No. 1-11)**

Design a cover page for a “Telephone Directory- NATIONAL EMERGENCY HELPLINE”. Make a list of 25 Indian Emergency Numbers to be contacted at the time of emergency/ natural disasters.

### **ACTIVITY-1 (Roll. No. 12-22)**

Draw a map of your house on an A-4 size sheet. Mark the green areas as safe area and red areas as danger zone at the time of an earth quake.

### **ACTIVITY-2 (Roll. No. 12-22)**

Design a cover page for a manual related to “DISASTER MANAGEMENT”. List few important instructions in the manual along with kit lists for use to be kept in the house/classroom/society at the time of disaster.

**(Roll No. 1-22)**

**Wherever they go, no matter what the weather, they bring their own sunshine.**



Be it floods, tsunami, earthquake or any other natural disaster, within India or in neighbouring countries, it is the Indian Army along with the Navy and the Air Force who are called out for help. And the brave hearts step in, fearless in the face of the natural calamities, lionhearted and intrepid, rescuing and helping people in distress. Our Armed Forces redefine patriotism every day through their acts of bravery.

**Create a photo album on the rescue operations that the Indian Army participated in along with the Navy and the Air Force within India.**

**or**

**Create a photo album on the rescue operations that the Indian Army participated in along with the Navy and the Air Force in neighboring countries.**

# SCIENCE

Dear students,

In today's fast paced world, we often are so involved in our everyday tasks, we tend to overlook the beauty of the planet that we have been blessed to call our home. We tend to undermine our privilege of being born to such a giving mother- 'Mother nature'. However, the force of nature has its way of expressing its fury against our negligence. It is thus important and necessary to take some time off our busy lives to reflect on the same. Given below are some questions regarding natural disasters that must be pondered over in this lieu. Research over the few Natural disasters given below and answer the questions that follow, based on your own understanding, very briefly.



Earthquake

Tsunami

Cyclone

Flood



## General instructions:

- ❖ Take a printout of the following worksheet and fill in your answers by hand.

### ACTIVITY 1 : RESEARCH WORK

Name: \_\_\_\_\_

Class: \_\_\_\_\_

Roll No: \_\_\_\_\_

1. What is an earthquake?

---

---

---

---

2. What are “earthquake after-shocks” and why do they happen?

---

---

---

---

3. What do you understand by ‘magnitude’ of an earthquake? How is it different from the “intensity” of an earthquake?

---

---

---

---

4. Do you think human activities can trigger an earthquake despite it being a natural phenomenon?

---

---

---

---

5. Which has been the strongest recorded earthquake in India?

---

---

---

---

6. What must be done during and after a strong earthquake?

---

---

---

---

7. What is a tsunami?

---

---

---

---

8. Can earthquakes and tsunamis be predicted? Explain.

---

---

---

---

9. What is the ecological damage done by a tsunami?

---

---

---

---

10. What is the Pacific 'Ring of Fire'? What is its relevance in the context of natural disasters?

---

---

---

---

11. How is a tsunami different from a flood?

---

---

---

---

12. What makes Delhi the third most Earthquake prone city in India?

---

---

---

---



## Activity 2-MAKE A COLLAGE

Collect pictures from newspaper/magazine articles of any natural disaster that took place in India recently and make collage on A3 sheet also write the measures taken after issue of warning in the affected areas by government and the locals on A4 sheet.



## संस्कृत

अस् व पठ् धातु लट् लकार में ए-4 शीट पर लिखिए

किन्हीं पाँच पशुओं के नाम संस्कृत में चित्र सहित चार्ट पर लिखिए

# FRENCH

BONJOUR



As you all have started to learn a new and different language that is “FRENCH” in your school.

So, let’s choose any topic given below related to “**NATURAL DIASTERS**” and draw a picture of it with 5 new French words related to the picture:

1. Flood
2. Earthquake

# COMPUTER SCIENCE

Suppose you are working in NDMA (National Disaster Management Authority). Make an Awareness Poster for Public on “How to Fight with Natural Disasters” in MS Word.

Eg.

