



IMPERIAL HERITAGE SCHOOL
SECTOR-102, GURUGRAM

Holiday Homework

SESSION 2022-23

GRADE- 1



“In the summer, the days are long, stretching into each other. Out of school, everything is on pause and yet happening at the same time, this collection of weeks when anything was possible.”

—Sarah Dessen

Dear Parents,

The above quote explains summer in its entirety. The summer season brings along a much needed break from the routine so that we are all ready and rejuvenated to work harder and smarter to achieve our true potential both academically and co scholastically when we join back. Summer vacation is the time when children can be more independent, inquisitive and creative. This is the time to nurture and develop skills, other than intellectual skills. This is the time to get together and enjoy as a family without the stress of deadlines and examinations eating into the “US” time. Take this opportunity to bring out the child in you and try to fulfill some of your childhood dreams with your child as your partner. Trust me, this way you will make memories that you will cherish your lifetime.

Let me in the same breath reiterate that we are sending along some fun filled tasks for your child to remain connected with academics. Holiday homework is focused on bringing out the creative and latent talents and skills of the children in a manner that will be both enjoyable and educative.



I. Summer tips for our babies:

- Dress your children in loose, light-colored clothes.
- Take them for outdoor activities in the morning and evening hours.
- Keep your children hydrated. Make them drink lots of water.
- Help your children learn new things through exploring their interests.
- Books are childrens' best friends. Create your child's interest in different colorful books.
- Motivate your children to speak golden words
- Have a bed-time story session with your kids.

II. Some activities that you can do with your child this summer:

- Learn a new hobby – swimming, roller skating, cricket, karate, golf, summer camp etc.
- Play a game together every day. Computer games are good for the brain , but what about the rest of your body? You do need some exercise, don't you? Indulge in cycling, playing badminton, cricket, kbo-kbo, hide n' seek anything that makes you run.
- Visit a new place if possible.
- Read the newspaper daily.
- Go for walks as a family. You will realize you have two of the greatest gifts of life.... NATURE and your FAMILY.

III. A word of advice for my children:

- Read at least two books of your interest during the vacation.
- This is your chance to take care of your parents, grandparents, elders and even your younger brothers and sisters. You can surely be of some help to your family members. Ask your family members if they need some help and then do the needful.



Let me end with a beautiful poem by Paul Laurence Dunbar.

*"Oh, summer has clothed the earth
In a cloak from the loom of the sun!
And a mantle, too, of the skies' soft blue,
And a belt where the rivers run.*

*And now for the kiss of the wind,
And the touch of the air's soft hands,
With the rest from strife and the heat of life,
With the freedom of lakes and lands.*

*I envy the farmer's boy
Who sings as he follows the plow;
While the shining green of the young blades lean
To the breezes that cool his brow.*

*He sings to the dewy morn,
No thought of another's ear;
But the song he sings is a chant for kings
And the whole wide world to hear.*

*He sings of the joys of life,
Of the pleasures of work and rest,
From an o'erfull heart, without aim or art;
'T is a song of the merriest ..."*

Enjoy your summer vacations. May you all have an exciting summer full of cheer and fun.

*Regards,
Ms. Neelu Sharma
Principal*


Happy
Summer
Holidays



NOTE:

- Daily write one page each of English and Hindi to help improve your handwriting.

ENGLISH



❖ Activity 1


Sequencing is one of many skills that contributes to students' ability to comprehend what they read. Sequence structures help students of varying abilities organize information and ideas efficiently.

Read a story and make story sequence flash cards (A4 sheet – 8 flashcards). Then arrange the story in logical order to create the story from beginning to end. Put the flashcards in an envelope and bring them to school.

❖ Activity 2

FUN WITH FLASH CARDS


Learning through flash cards is fun. Flash cards are an effective memory-aid tool that can help students learn quickly. Pick up colourful chart papers, make flash cards choosing things that you see around like BIRDS, ANIMALS, PLACES and THINGS. 4 different flash cards to be made by each child. The size of the flash card should be 6 inch x 6 inch. (A4 sheet – 4 flashcards)



❖ Activity 3


Writing Time

To improve the writing skills of the children, make your ward write one page every day in a separate 4 lined thin notebook to increase writing speed.



Complete this worksheet and attach it with your English homework.

SUMMER



Read and write.

My summer holidays

Hello! My name is Sam.



I like to _____.

I like to go to the _____ in summer.

On the _____ I can make a _____.

I can play with the _____ or look for _____.


I can drink _____ and eat an ice cream.

Summer Word Search

BEACH
CAMP
FUN
HOT



SUMMER
SUN
SWIM
WATER



MATH

❖ Activity 1

My Routine Craft

Create structure in the chaos of back-to-school season with this easy after school routine clock.

Make a clock craft and learn how to tell the time. Take help to make it.

Then using the clock, make one day's timetable for your self on an A4 size sheet.

Material required

- 1 Round cardboard cutout
- 2 Colourful A4 sheets (for numbers)
- 1 Split pin to help the hands moving easily




❖ Activity 2

Revise all the concepts done till date in text-book and notebook.

❖ Activity 3

Make a *Before, After and In-Between number craft* according to the picture given below. Use ice cream sticks and clothes pins.



EVS

❖ Activity 1

Teach Them Gardening

Gardening is beneficial for students.

You can take two/ three pots or a patch of land and make that your little garden. Loosen the soil, put a few seeds in it, water it and keep it in a place where it gets sufficient sunlight.

Water it regularly.

On an A4 size sheet, make 6 squares and use them to show how one of your plants grew.



❖ Activity 2

Where do I live?

Kids will have fun while about where they live with this **Where do I live activity**.

Make the craft with four circles (as indicated- A4 colourfull sheets) and make illustrations to show what you see in each of the places.



HINDI

- 1) एक पतली हिन्दी की कार्यपुस्तिका में प्रतिदिन एक पृष्ठ सुलेख लिखे ।
- 2) कोई दो हिन्दी कविताएँ याद कीजिए व कविता से संबंधित कोई एक रंगमंच की सामग्री (प्रॉप) तैयार करो । कविता वाचन प्रस्तुतीकरण ग्रीष्मकालीन अवकाश के बाद होगा ।
- 3) गर्मियों के फलों और सब्जियों के चित्रों को चिपकाकर एवं उनके नाम लिखकर उनसे कोलाज तैयार करें ।
उदाहरण-




ICT

❖ Activity 1

Students will type in the notepad

Alphabet - A to Z

Numbers -1 to 100



❖ **Activity 2**

Students will fill colour in the given pictures of their own choice and write the name of the given computer parts. Submit this page to your ICT teacher.

