



IMPERIAL HERITAGE SCHOOL
SECTOR-102, GURUGRAM

Holiday Homework

SESSION 2022-23

GRADE- IV

THEME: MY FAMILY



“In the summer, the days are long, stretching into each other. Out of school, everything is on pause and yet happening at the same time, this collection of weeks when anything was possible.”

—Sarah Dessen

Dear Parents,

The above quote explains summer in its entirety. The summer season brings along a much needed break from the routine so that we are all ready and rejuvenated to work harder and smarter to achieve our true potential both academically and co scholastically when we join back. Summer vacation is the time when children can be more independent, inquisitive and creative. This is the time to nurture and develop skills, other than intellectual skills. This is the time to get together and enjoy as a family without the stress of deadlines and examinations eating into the “US” time. Take this opportunity to bring out the child in you and try to fulfill some of your childhood dreams with your child as your partner. Trust me, this way you will make memories that you will cherish your lifetime.

Let me in the same breath reiterate that we are sending along some fun filled tasks for your child to remain connected with academics. Holiday homework is focused on bringing out the creative and latent talents and skills of the children in a manner that will be both enjoyable and educative.



I. Summer tips for our babies:

- Dress your children in loose, light-colored clothes.
- Take them for outdoor activities in the morning and evening hours.
- Keep your children hydrated. Make them drink lots of water.
- Help your children learn new things through exploring their interests.
- Books are childrens' best friends. Create your child's interest in different colorful books.
- Motivate your children to speak golden words
- Have a bed-time story session with your kids.

II. Some activities that you can do with your child this summer:

- Learn a new hobby – swimming, roller skating, cricket, karate, golf, summer camp etc.
- Play a game together every day. Computer games are good for the brain , but what about the rest of your body? You do need some exercise, don't you? Indulge in cycling, playing badminton, cricket, kbo-kbo, hide n' seek anything that makes you run.
- Visit a new place if possible.
- Read the newspaper daily.
- Go for walks as a family. You will realize you have two of the greatest gifts of life.... NATURE and your FAMILY.

III. A word of advice for my children:

- Read at least two books of your interest during the vacation.
- This is your chance to take care of your parents, grandparents, elders and even your younger brothers and sisters. You can surely be of some help to your family members. Ask your family members if they need some help and then do the needful.



Let me end with a beautiful poem by Paul Laurence Dunbar.

*"Oh, summer has clothed the earth
In a cloak from the loom of the sun!
And a mantle, too, of the skies' soft blue,
And a belt where the rivers run.*

*And now for the kiss of the wind,
And the touch of the air's soft hands,
With the rest from strife and the heat of life,
With the freedom of lakes and lands.*

*I envy the farmer's boy
Who sings as he follows the plow;
While the shining green of the young blades lean
To the breezes that cool his brow.*

*He sings to the dewy morn,
No thought of another's ear;
But the song he sings is a chant for kings
And the whole wide world to hear.*

*He sings of the joys of life,
Of the pleasures of work and rest,
From an o'erfull heart, without aim or art;
'T is a song of the merriest ..."*

Enjoy your summer vacations. May you all have an exciting summer full of cheer and fun.

*Regards,
Ms. Neelu Sharma
Principal*

Happy
Summer
Holidays



NOTE:

- Daily write one page each of English and Hindi to help improve your handwriting.
- Daily practice 15 sums of Math in a rough notebook and give it to your teacher with your holiday homework.

ENGLISH

- ❖ Holidays is a time for families to get together. Do a survey of 5 family members and collect information about them (hobbies, likes, dislikes, their childhood memories etc). This will help you practice asking questions, to listen, and write the content in a logical manner.



- ❖ **Vocabulary Enrichment** - Write any new word that you have learnt in your day to day activity /through a dictionary/your reading or storybooks. Do this activity twice a week.
- ❖ By the end of the summer vacation, you should have at least twenty new words written.
- ❖ Put these together into a small booklet.
(use one A4 size sheet to make four different squares as shown in the picture.) – Total 5 sheets.

WORD OF THE DAY

WORD:	IMAGE:	
PART OF SPEECH:	SYNONYMS:	ANTONYMS:
FORMAL DEFINITION:		
IN MY WORDS:		
USED IN A SENTENCE:		

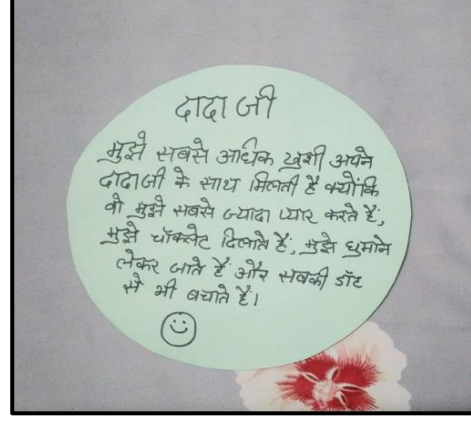
- ❖ **'Every family has a story to tell.'** In your words, narrate the most memorable moment spent with your family and paste the picture of that moment. Write the narrative in about 200 words. Make it creative and add at least two illustrations. Remember to give it a title.
Use an A4 sheet for the activity.

HINDI

- ❖ खुशी एक ऐसा भाव है जो परिवार की तंदरुस्ति को बनाए रखती है। खुशी को दर्शाने वाली कोई चार इमोज़िज़ (Emojis) बनाएँ और उन चारों इमोज़िज़ के पीछे की तरफ़ कारण बताते हुए परिवार के उन सदस्यों के नाम बताएँ जो सबको सबसे ज़्यादा खुशी देते हैं।



आगे का हिस्सा



पीछे का हिस्सा

- ❖ संयुक्त परिवार की महत्वता पर A4 साइज़ शीट एक आकर्षित स्लोगन तैयार कीजिए।

MATH

Use 4 A4 sheets to do the Math homework.

- ❖ My name: _____
- ❖ My age: _____ (in figures)/ _____ (in words)
- ❖ Write your year of birth in the box given below and write the place value of each digit in it.

❖ Fill the table given below:


Name of the family member	Age	Date of birth in figures	Date of birth in words	

❖ Arrange the names of the family members according to the increasing order of their age.

Five empty rounded rectangular boxes for writing names, arranged in two rows: three in the top row and two in the bottom row.

❖ Make a Tables Chart on a A4 colour sheet.

- Roll no (1 to 10) – 5 to 12
- Roll no (11 to 19)-13 to 20




EVS

- ❖ Everyone wants others to know them. Complete the chart on the attached sheet so that your teacher and your class mates can know you better. Colour it neatly. Submit this along with your other holiday homework.

ALL ABOUT _____

MY BIRTHDAY



FAVOURITE SPORT




I LIVE WITH...



LAST HOLIDAYS




FAVOURITE FOOD



HOBBIES

FAVOURITE SERIES




FAVOURITE COLOUR

THINGS I HATE




IN THE FUTURE I WANT TO BE A...



THINGS I LIKE

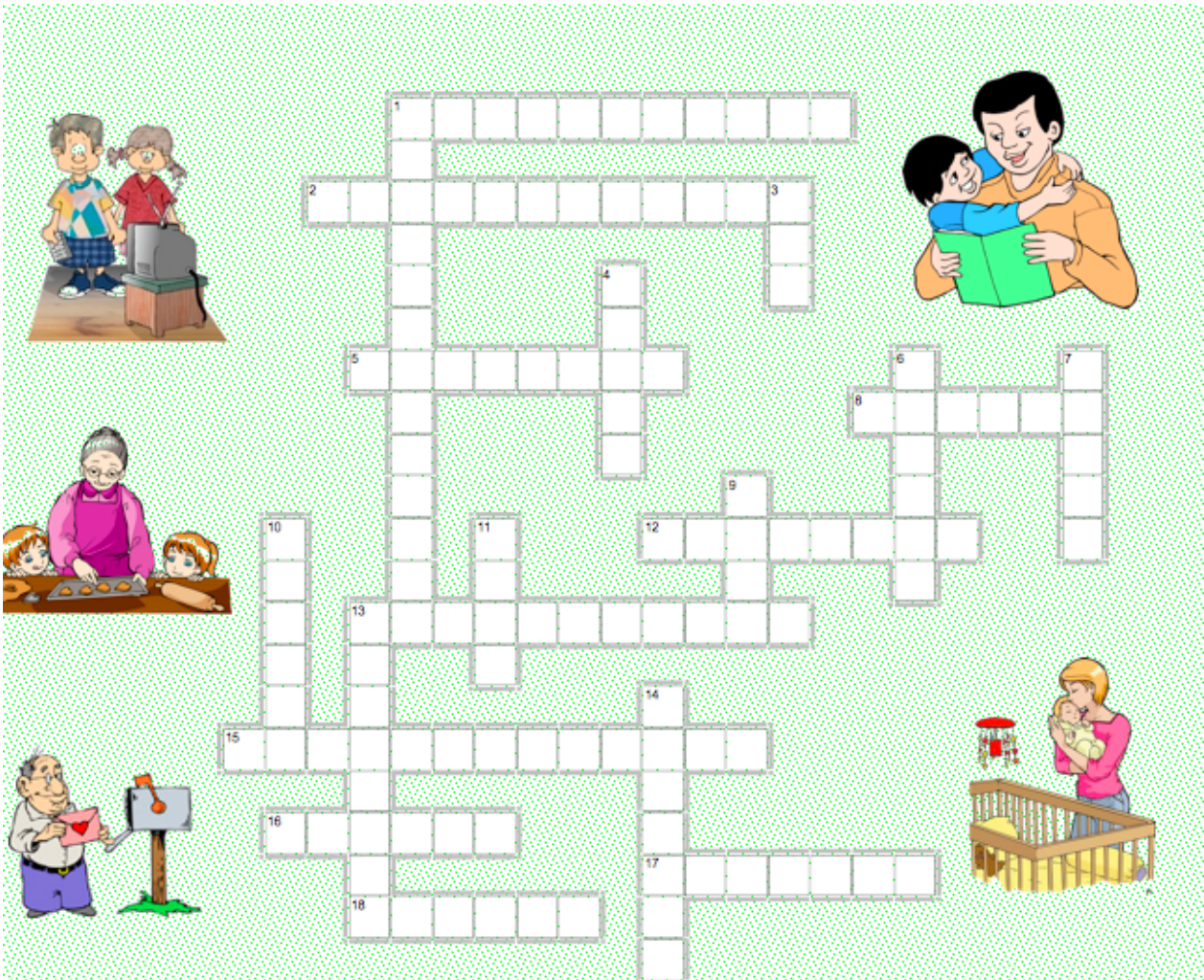


FAVOURITE ANIMAL



FAMILY - CROSSWORD

- ❖ READ THE CLUES AND COMPLETE THE CROSSWORD PUZZLE.
(Take a printout of this and add it to your homework)




ACROSS

1. My father's mother is called Mary. She is my...
2. My parents' parents are still alive. All 4 are my....
5. I have one child, a girl called Anna. Anna is my....
8. Bill's father and my father are brothers. Bill is my.....
12. Peter is my son and Diana is my daughter. I have two...
13. My mother's father is called David. He is my.....
15. My son has got two children called Martha and John. They are my.....
16. Susan and I have the same parents. She is my.....
17. I am married to Jim. He is my....
18. Jack is Bob's uncle. Bob is Jack's ...

DOWN

1. My daughter's daughter is called Mary. She is my...
3. Sue is Tim's mother. Tim is Sue's.....
4. Paul is Jane's uncle. Jane is Paul's....
6. I am Susan's son. She is my....
7. He is my father's brother. He is my...
9. I married Carol 25 years ago. She is my....
10. My parents are called John and Mary. John is my...
11. Rachel is my mother's sister. She is my...
13. My daughter's son is called Edward. Edward is my...
14. Paul and I have the same parents. He is my...



❖ Make an album of your immediate family members.

Give one page to each member of your family, paste their photograph and ask them these questions and write the answers.

(Hint: You can use your own questions as well)

- Where did they grow up?
- Name of the school they studied in
- Their favourite subject and the reason.
- Any memorable incident of their childhood.
- How did she spend their leisure time?

Make your Project creative and interesting. Use 2 A4 size sheets and make it like a booklet. You can use the format below to get an idea.



ICT

- Task-1: Make a family chart on topic MY FAMILY in the MS word. Type a short paragraph on your family.
- Task-2: Make a poster in TUX paint on MY FAMILY.

