

**IMPERIAL HERITAGE SCHOOL
SECTOR-102, GURUGRAM**



HOLIDAY

HOMESCHOOLWORK

SESSION 2022-23

GRADE- VIII

THEME

**RENEWABLE & NON-
RENEWABLE RESOURCES**



“In the summer, the days are long, stretching into each other. Out of school, everything is on pause and yet happening at the same time, this collection of weeks when anything was possible.”— Sarah Dessen

Dear Parents,

The above quote explains summer in its entirety. The summer season brings along a much needed break from the routine so that we are all ready and rejuvenated to work harder and smarter to achieve our true potential both academically and co scholastically when we join back. Summer vacation is the time when children can be more independent, inquisitive and creative. This is the time to nurture and develop skills, other than intellectual skills. This is the time to get together and enjoy as a family without the stress of deadlines and examinations eating into the “US” time. Take this opportunity to bring out the child in you and try to fulfill some of your childhood dreams with your child as your partner. Trust me, this way you will make memories that you will cherish your lifetime.

Let me in the same breath reiterate that we are sending along some fun filled tasks for your child to remain connected with academics. Holiday homework is focused on bringing out the creative and latent talents and skills of the children in a manner that will be both enjoyable and educative.

Some activities that you can do with your child this summer:

- Learn a new hobby – swimming, roller skating, cricket, karate, golf, summer camp etc.
- Play a game together every day. Computer games are good for the brain , but what about the rest of your body? You do need some exercise, don't you? Indulge in cycling, playing badminton, cricket, kho-kho, hide n' seek anything that makes you run.
- Visit a new place if possible.
- Read the newspaper daily.
- Go for walks as a family. You will realize you have two of the greatest gifts of life.... NATURE and your FAMILY.

A word of advice for my children:

- Read at least two books of your interest during the vacation.
- This is your chance to take care of your parents, grandparents, elders and even your younger brothers and sisters. You can surely be of some help to your family members.
- Ask your family members if they need some help and then do the needful.

Let me end with a beautiful poem by Paul Laurence Dunbar.

*"Oh, summer has clothed the earth
In a cloak from the loom of the sun!
And a mantle, too, of the skies' soft blue,
And a belt where the rivers run.*

*And now for the kiss of the wind,
And the touch of the air's soft hands,
With the rest from strife and the heat of life,
With the freedom of lakes and lands.*

*I envy the farmer's boy
Who sings as he follows the plow;
While the shining green of the young blades lean
To the breezes that cool his brow.*

*He sings to the dewy morn,
No thought of another's ear;
But the song he sings is a chant for kings
And the whole wide world to hear.*

*He sings of the joys of life,
Of the pleasures of work and rest,
From an o'erfull heart, without aim or art;
'Tis a song of the merriest ..."*

Enjoy your summer vacations. May you all have an exciting summer full of cheer and fun.

Regards,
Ms. Neelu Sharma
Principal

Happy
Summer
Holidays

Please note that the holiday homework will be graded and is a part of the Term Result. All homework will be assessed on the following criteria:

- Content
- Presentation
- For any verbal activities- confidence in delivery
- Power point presentations should not exceed 6-8 slides, unless specified.
- All homework is to be done neatly and put into a folder.
- Most important- all homework is to be done by the child, supervised and guided by the parents. Child's work is appreciated.

Wishing you a very enjoyable and fun packed summer break! And BE SAFE

Renewable and Non-Renewable Resources.

Natural resources are materials or things that people use from the earth. There are two types of natural resources. The first are *renewable* natural resources. They are called renewable because they can grow again or never run out. The second are called non-renewable natural resources. These are things that can run out or be used up. They usually come from the ground.

Make a paper bag and write a meaningful message of your choice on it to spread awareness to save the environment. Use the bag to bring your holiday homework to school.

ENGLISH

Diamonds are rather beautiful gemstones, and you can commonly find incorporated into jewellery. They are also one of the hardest substances in the world and can be used for other purposes, such as diamond cutting blades. They are billions of years old and made out of coal meaning once the resource has been mined, many several



hundred million years after others are formed. A Diamond Is a non- renewable resource as there is nothing left to be recycled and continue in its cycle once it has been used. The mining industry is one of the biggest employers across the world and it is renowned as one of the most dangerous jobs in the world. Cave-ins, explosions, toxic air, and extreme temperatures are some of the most perilous hazards observed to take place in underground mining.

- Think of yourself as a miner and write a story in 400- 500 words about your scary experiences while mining for diamonds. Create a booklet and have atleast two illustrations for your story.

Points to remember:


- Cover
 - Title
 - Name of the author
 - An additional line for the title (a line that tells a little about what the story is about)
- Write an autobiography as a diamond- from its discovery to where it eventually ended. Write it in about 300 words.
- Read the chapter- The Diamond Maker (MCB- Unit 5) and change the end of the story.
- Read the novel *Gulliver's Travels* during your holidays. Make a list of 100 new words from the novel that you have read and practice using them in your daily life. Make the list on an A4 size sheet- don't forget to make it look attractive.

Put all your English homework in a folder, neatly labeled with your name and grade.

Suggested Reading List:

- The Adventures of Tom Sawyer- Mark Twain
- The Adventures of Huckleberry Finn- Mark Twain
- Treasure Island- Robert Louis Stevenson
- Around the World in 80 Days- Jules Verne
- The Time Machine- H.G. Wells
- Harry Potter- J.K. Rowling
- Twenty Thousand Leagues under the Sea- H.G. Wells
- Books by James Herriott
- The Curious Incident of the Dog in the Nighttime- Alexander McCall Smith
- Stories by Roald Dahl

HINDI

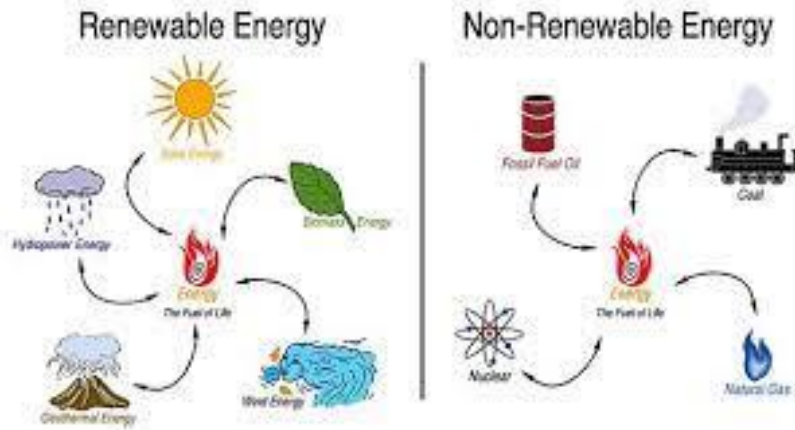


प्राकृतिक संसाधनों को दो श्रेणियों में वर्गीकृत किया गया है | नवीकरणीय और गैर-नवीकरणीय संसाधन। नवीकरण में, वे सभी संसाधन आते हैं जो अनंत मात्रा में उपलब्ध हैं | नवीकरणीय संसाधन अपने आप को पुनः उत्पन्न करते हैं | इसका उपयोग जीवित जीवों द्वारा किया जाता है। जैसे - मिट्टी , पानी हवा , सूरज की धूप आदि |

गैर-नवीकरणीय - यह संसाधन या तो खुद को पुनर्जीवित करने के लिए सदियों लगाते हैं, या वे विलुप्त हो जाते हैं | वे संसाधन जो सीमित हैं और भविष्य में विलुप्त हो सकते हैं | जैसे - पेट्रोल , डीजल , कोयला , सी. एन. जी , आदि |

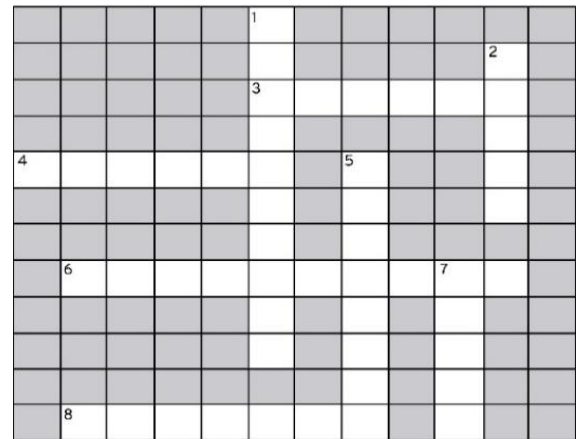
1. ग्रीष्मावकाश कार्य में आप नवीकरण और गैरनवीकरण संसाधनों (Renewable and non Renewable sources) पर "A4 Size Sheet" पर दो मित्रों के विचार संवाद के रूप में लिखेंगे |
2. नवीकरण और गैरनवीकरण संसाधनों (Renewable and non Renewable sources) का "A4 Size Sheet" पर आकर्षक चित्र बनाएँ |
3. नवीकरण और गैरनवीकरण संसाधनों (Renewable and non Renewable sources) का "A3 Size Sheet" पर चित्र बनाते हुए स्लोगन (नारा) लिखें |

MATH



ACTIVITY 1:

Design a cross word puzzle for renewable and non-renewable resources as words with 5 clues Across and 7 clues Down. You can use the format given as a reference.



ACTIVITY 2:

Explore and develop a power point presentation:

India is majorly dependent on coal for its energy needs. We have vast resources of high-grade coal in several states. Select any 4 Indian states (where coal produced) and find their last 5 years coal production (In metric tonnes) represent the data on a bar graph through PPT

PRACTICE QUESTIONS

From any reference book:

Do 5 questions from each ex of Ch - 1 and Ch - 2 (daily Practice Questions). Do these questions in a separate notebook.

Suggested reference books:

NCERT Exemplar

RD Sharma

RS Aggarwal

Science



ACTIVITY-1

Solar energy is the key to a clean energy future. Every day, the sun gives off far more energy than we need to power everything on the earth. Solar energy not only represents a clean, green source of energy but also it is a great way to reduce your carbon footprint.

As a part of this activity, experience making the simplest, safest, convenient, low-cost cooking appliance 'Solar Cooker' and apply the concepts of reflection read so far to understand its working.

a) Make a model of Box-Type Solar Cooker using easily available materials at home depicting its components, i.e., Black Box, Glass Cover, Plane Mirror reflector (you can make use of aluminium foil) and cooking containers. Research about the properties of materials used to make the various components of the solar cooker.

b) You have read the Principles of Reflection of Light in Grade VII. Let's apply the concepts read and answer the following questions on A4 sheets with the help of well labelled ray diagrams.

i) Explain the working of a solar cooker with the help of a well labelled diagram of a solar cooker having a plain mirror (Make a note on laws of reflection in this reference too).

ii) Which type of curved mirror can be used in the making of a solar cooker and why is this type of mirror used? Draw well labelled ray diagrams to justify your answer.

iii) What are the advantages and disadvantages of the solar cooker?

c) Make a video (2-3 minutes) explaining the working of the solar cooker and the properties of materials used in making the same. You can also make use of a ray diagram to demonstrate its working.

ACTIVITY-2

Prepare a power point presentation on the given renewable sources of energy in terms of its principle, efficiency, applicability, cost of installation, environmental impact, advantages/ disadvantages and usage in various countries.



Presentation is to be made individually as per the following instructions:

Group 1 (Roll number 1- 12)

This group needs to make a presentation on Solar Energy and Biomass Energy.

Group 2 (Roll number 13- 21)

This group needs to make a presentation on any two sources out of Wind Energy, Tidal Energy and Geothermal Energy

ACTIVITY 3:

India making strides toward clean energy, but quitting coal isn't easy!!



Despite the clean technology of the past decade, we continue to extract and burn fossil fuels more than ever before. We, the Indians, are suffering from Coal addiction. India, the world second-most populous nation, still relies on coal for energy – 70% of India electricity comes from coal-fired thermal power plants. Make a report on A4 size sheets stating the following pointers:

- Why are fossil fuels so hard to quit?
- State some procedures adopted to reduce air pollution from factories and industrial operations?
- As an aware citizen, how can we reduce electricity consumption at home by making smart choices of electrical appliances? (Hint: BEE rating)
- What are the benefits of using star labelled appliances?
- What is an LED? Why is it preferred to other types of bulbs and tube light?

SOCIAL SCIENCE

Coal is the main source of energy in India as it fulfils almost 67 per cent of the total commercial energy consumed in the country. This fossil fuel is found in a form of sedimentary rocks and is often known as Black Gold. One way of coal conservation is to avoid the wastage. Switching to alternative sources such as solar energy in the forms of solar heater, solar cookers, use of natural gas and wind energy are few ways to reduce the usage.



ACTIVITY-1

Prepare a working model of a Geothermal Power Plant / Wind Turbine / Tidal Power Generation Plant.

ACTIVITY-2

Conduct an Awareness Campaign to conserve energy at school/home through energy audit by creating and distributing brochure in your neighbourhood to enhance the visibility of the campaign.

ACTIVITY-3

Natural resource accounting for Indian states. India is majorly dependent on coal for its energy needs. We have vast resources of high-grade coal in several states.

On an outline map of India, mark and label State wise Coal Reserves in India.

FRENCH

Make a French PPT on renewable and non-renewable sources of energy and present the same.

Conjuguez les verbes dans le cahier: Finir, partir, boire, faire, connaitre, savoir.

Ecrivez les prépositions (at least 10) et faites une phrase avec chaque préposition dans le cahier.



SANSKRIT

- संस्कृत में पंचमहाभूत पर कोई दो श्लोक A 4 साइज शीट पर अर्थ सहित लिखिए।
- 'जल बचाओ' से संबंधित संस्कृत श्लोक का हिंदी अर्थ सहित उच्चारण करते हुए एक मिनट की वीडियो बनाएं।
- अपनी संस्कृत की पाठ्यपुस्तक 'नई दीप मणिका' के (१ से १६) प्रत्येक पाठ में से दो दो संस्कृत शब्द हिंदी अर्थ लिखते हुए चित्र सहित शब्दकोश का निर्माण कीजिए।



COMPUTER SCIENCE

Make a Catch Game in Scratch to collect the falling items in a bucket. If the item is Renewable then increase the score by 1 point else decrease the score by 1 point. Record the video of your game and upload on teams.

To take an idea of the game please refer this tutorial:

<https://scratch.mit.edu/projects/621907671/>