



IMPERIAL HERITAGE SCHOOL
SECTOR-102, GURUGRAM

Holiday Homework

SESSION 2022-23

GRADE- NURSERY



“In the summer, the days are long, stretching into each other. Out of school, everything is on pause and yet happening at the same time, this collection of weeks when anything was possible.”

—Sarah Dessen

Dear Parents,

The above quote explains summer in its entirety. The summer season brings along a much needed break from the routine so that we are all ready and rejuvenated to work harder and smarter to achieve our true potential both academically and co scholastically when we join back. Summer vacation is the time when children can be more independent, inquisitive and creative. This is the time to nurture and develop skills, other than intellectual skills. This is the time to get together and enjoy as a family without the stress of deadlines and examinations eating into the “US” time. Take this opportunity to bring out the child in you and try to fulfill some of your childhood dreams with your child as your partner. Trust me, this way you will make memories that you will cherish your lifetime.

Let me in the same breath reiterate that we are sending along some fun filled tasks for your child to remain connected with academics. Holiday homework is focused on bringing out the creative and latent talents and skills of the children in a manner that will be both enjoyable and educative.



I. Summer tips for our babies:

- Dress your children in loose, light-colored clothes.
- Take them for outdoor activities in the morning and evening hours.
- Keep your children hydrated. Make them drink lots of water.
- Help your children learn new things through exploring their interests.
- Books are childrens' best friends. Create your child's interest in different colorful books.
- Motivate your children to speak golden words
- Have a bed-time story session with your kids.

II. Some tips to develop our children's personality:

'Life skills' inculcation will help our children become more independent. Please make them do the following activities:

- Buttoning his / her shirt
- Packing his / her school bag
- Tying his / her shoe laces
- Keeping his / her belongings back in their place
- Arranging shoes in the shoe rack
- Filling up the water bottles

"Social skills" inculcation will help our children become sociable in class. Please make them do the following activities:

- Greeting with a smile when someone comes to the house
- Conversing freely with visitors, relatives coming over to the house
- Answering the phone calls with a polite "Hello", also asking "May I know who is calling?"
- Speaking politely and sharing with peers.
- Using the magic words

Excuse Me! Please, I'm Sorry, Thank You, May I?



I. Summer tips for our babies:

- Dress your children in loose, light-colored clothes.
- Take them for outdoor activities in the morning and evening hours.
- Keep your children hydrated. Make them drink lots of water.
- Help your children learn new things through exploring their interests.
- Books are childrens' best friends. Create your child's interest in different colorful books.
- Motivate your children to speak golden words
- Have a bed-time story session with your kids.

II. Some tips to develop our children's personality:

'Life skills' inculcation will help our children become more independent. Please make them do the following activities:

- Buttoning his / her shirt
- Packing his / her school bag
- Tying his / her shoe laces
- Keeping his / her belongings back in their place
- Arranging shoes in the shoe rack
- Filling up the water bottles

"Social skills" inculcation will help our children become sociable in class. Please make them do the following activities:

- Greeting with a smile when someone comes to the house
- Conversing freely with visitors, relatives coming over to the house
- Answering the phone calls with a polite "Hello", also asking "May I know who is calling?"
- Speaking politely and sharing with peers.
- Using the magic words

Excuse Me! Please, I'm Sorry, Thank You, May I?



Encourage the little one to take care of their “Personal Hygiene” by inculcating the following habits:

- *Brushing teeth twice daily*
- *Combing hair regularly*
- *Bathing everyday*
- *Washing hands before and after meals.*
- *Trimming the nails and keeping them clean*

To develop “Fine Motor Skills” let your child indulge in activities like:

- *Mashing Potatoes*
- *Rolling Chapatis*
- *Shelling out peas*
- *Zippering and unzipping*
- *Buttoning and Unbuttoning*
- *Opening and closing the bottle cap, tiffin lid*
- *Turning pages of a book*
- *Squeezing bath sponges*
- *Watering the plants using spray bottles*

Please do these activities at home during the vacations so that children remain in touch with these basic skills.



Let me end with a beautiful poem by Paul Laurence Dunbar.

"Oh, summer has clothed the earth
In a cloak from the loom of the sun!
And a mantle, too, of the skies' soft blue,
And a belt where the rivers run.

And now for the kiss of the wind,
And the touch of the air's soft hands,
With the rest from strife and the heat of life,
With the freedom of lakes and lands.

I envy the farmer's boy
Who sings as he follows the plow;
While the shining green of the young blades lean
To the breezes that cool his brow.

He sings to the dewy morn,
No thought of another's ear;
But the song he sings is a chant for kings
And the whole wide world to hear.

He sings of the joys of life,
Of the pleasures of work and rest,
From an o'erfull heart, without aim or art;
'T is a song of the merriest ..."


Enjoy your summer vacations. May you all have an exciting summer full of cheer and fun.

Regards,
Ms. Neelu Sharma
Principal

Happy
Summer
Holidays



TRACE AND COLOUR



TRACE THE PATTERNS



Get Moving

GO



STOP



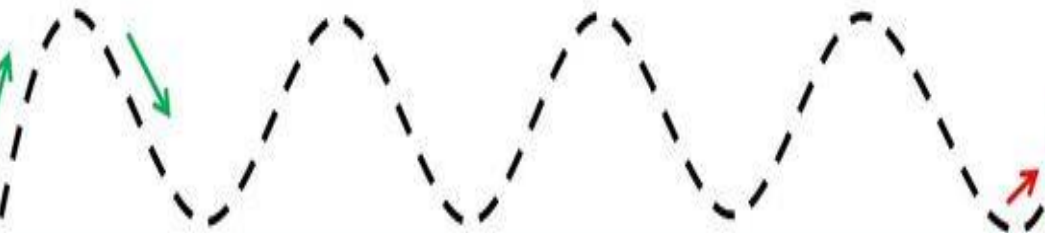
GO



STOP




GO



STOP




GO



STOP



GO



STOP




GO

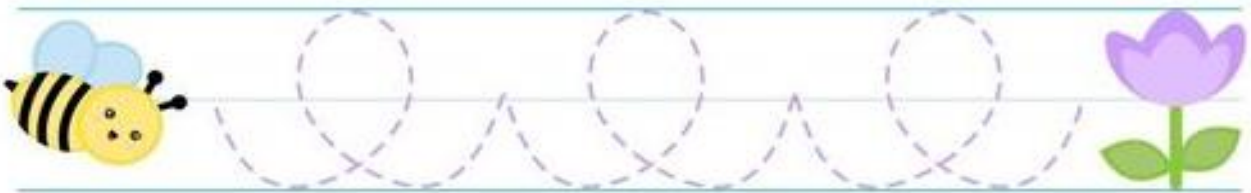
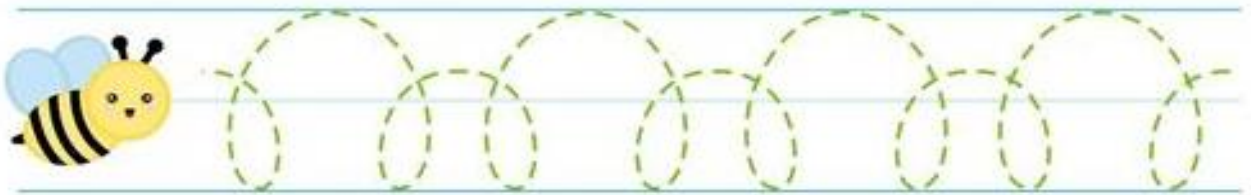



STOP

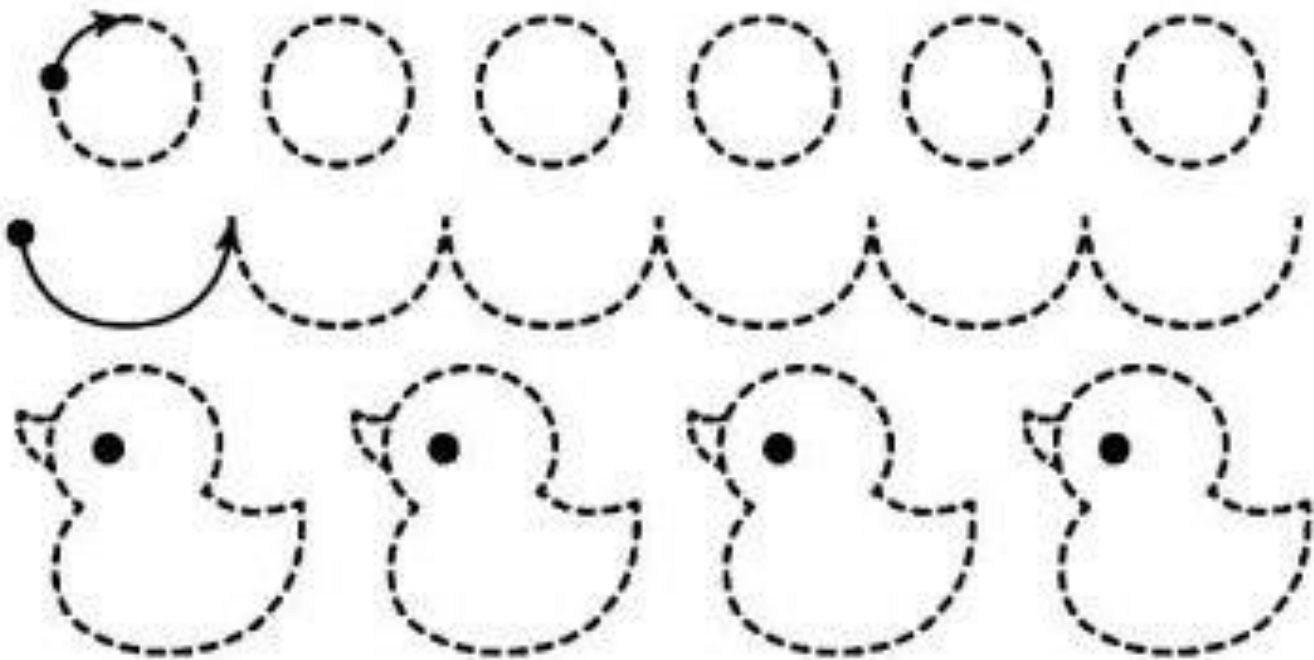

TRACE THE PATTERNS



TRACE THE DOTS



TRACE THE DOTS AND COLOUR THE PICTURE



Family

Like branches on a tree, we grow in different directions, yet our roots remain as one.....



Theme based learning

Fun filled activity to understand the concept of family.

Let's make a family tree

Material Required:-

1. Potato for leaf printing
2. Water colour (As per your choice)

Procedure:-

1. Make a tree trunk and branches on an A4 size sheet with the help of potato printing using different water colours.
2. Help the child in potato printing.
3. Make the child paste pictures of his/her family members in those circles and the family tree is ready.
4. Use thumb finger and index finger for holding the potato.



Picture for reference

SALT AND DOUGH ACTIVITY

To make salt dough, all you need is:

- 2 cups of flour, a cup of salt and a cup of water.
- Add good quality food colouring to dye your salt dough.

Now our clay dough is ready to make different objects as per our choice. We can refer to the pictures given to make innovative things out of our clay dough. Set it in a safe place and let it dry. As it dries up we can use the objects for making hangings using thread/ribbon/lace.

Salt and Dough activity are super fun to make and a great childhood classic. There are all sorts of things you can make from salt dough.



FINE MOTOR SKILL DEVELOPMENT ACTIVITY

Materials required: -

- 1) 2 transparent containers
- 2) Coloured water
- 3) Dropper

Procedure: -

- 1) Take coloured water in a transparent container.
- 2) Ask the child to pour the water into another empty container using a dropper.
- 3) Ask the child to use index finger and thumb to transfer the water using dropper into the empty container.
- 4) This activity will develop the child's fine motor skills and help him/her for a better tripod grip.
- 5) Click pictures of the child doing the activity.



LET'S SORT THE NUTS



Material Required: -

1. Big bowl
2. Mixed nuts
3. Empty Bowls to segregate nuts

Procedure: -

1. Mix the nuts in a big bowl.
2. Ask the child to segregate nuts in different bowls.
3. Ask the child to use index finger and thumb to segregate nuts in different bowls.
4. Click pictures while doing the activity.

HUNNY BUNNY



Material Required:-




1. Cotton Balls
2. White Chart Paper
3. Circle cut outs (2- Big and small)
4. Water Colour (Pink)
5. Fevicol
6. Foot print cut outs
7. Child's picture

Procedure:-

1. Take two circle cut outs one big and one small. Paste the small circle which is the face of the bunny and the big circle which is the body.
2. Ask the child to paste cotton balls on the bunny using index finger and thumb.
3. Take the child's left foot impression and right foot impression on white chart paper with pink water colour. After it has dried, cut out the footprints from the chart paper.
4. Attach the feet as shown in the picture above.
5. Put the picture of the child as bunny face.

CUT AND PASTE

Let's help turtle to find its shells by cutting and pasting shells given in the sheet.



MATCH THE CORRECT SHADOW





A is for apple, ए॒स, ए॒स apple.

B is for ball, ब, ब ball.

C is for cat, क, क cat.

D is for doll, ड, ड doll.

E is elephant, ऐ, ऐ elephant.

F is for fish, फ, फ fish.

G is for gorilla, ग, ग gorilla.

H is for hat, ह, ह hat.

I is for igloo, इ, इ igloo.

J is for juice, ज, ज juice.

K is for kangaroo, क, क kangaroo.

L is for lion, ल, ल lion.

M is for monkey, म, म monkey.

N is for no, न, न no.

O is for octopus, ओ, ओ octopus.

P is for pig, प, प pig.

Q is for question, क्व, क्व question.

R is for ring, र, र ring.

S is for sun, स, स sun.

T is for train, ट, ट train.

U is for umbrella, अ, अ umbrella.

V is for van, व, व van.

W is for watch, व, व watch.

X is for box, क्स, क्स box

Y is for yellow, य, य yellow.

Z is for zoo, ज़, ज़ zoo.

So many things for you to learn about,

So many ways to sing your song



Kindly make your ward practice phonic sounds.