



**IMPERIAL HERITAGE SCHOOL**  
**SECTOR-102, GURUGRAM**

*Holiday*  
*Homework*



**SESSION 2023-24**

**GRADE-I**



**The holiday season is a perfect time to reflect on blessings and take out ways to make life better for those around us".**

Dear Parents,

Vacation is the time for the children to explore their countless interests and indulge in various activities that would lead to their all-round development. Summer Vacation is the most awaited time for both parents and kids as it gives them an opportunity to spend quality time together, without the pressure of timings and deadlines.

Holidays are time when you can connect with your child in many ways. As parents are the first and the most important teacher for a child, you can encourage your child to participate in many educational activities at home and promote his/her quest to learn. Working together will not only help your child to build, learn and develop his/her skills but also strengthen your bond with him/her.

The Summer Vacation Holiday Homework has been designed by the teachers for you all to achieve the motto of Fun and Learn. The activity based assignments will foster curiosity, develop creativity, enhance knowledge and instill the joy of learning among the children. It will certainly help them discover themselves as someone who is more enriched and confident and performs every action to perfection.

Here are a few tips for parents to act as a facilitator to help your child balance his/her eagerness in pursuing adventure, creativity and self-expression with development of responsibility.

- Teach her/ him the importance of moral value in their life.
- Motivate her/ him to read good books.
- Encourage and help your child in shouldering responsibilities in household chores. It will aid her/ him to be independent.
- Keeping in view harsh weather, indulge yourself in various indoor games with them.
- Encourage your child to wish 'Good Morning' and 'Good Night' to everybody.
- Encourage your child to speak simple sentences in English.
- Talk respectfully with your child and encourage her/ him to do the same.
- Motivate her/ him to use polite words such as 'Please', 'Thank You', 'Sorry', 'May I'.
- Revise the work done in class.



**Instructions for students:**

- All the written work has to be done in your best handwriting.
- Do not rush to complete all the homework in one go.
- Enjoy the activities. Take your time to finish them.
- Try to do all your assignments on your own, You can do it!
- Take help from parents only when absolutely necessary.
- Enjoy your holidays.

The theme for the Homework is ***Buildings and Structures***.

All homework will be marked on the following parameters:

- Idea and content
- Presentation
- Innovativeness
- Creativity
- Ability to answer questions related to the homework

Enjoy the sunshine with your child and create memories.

Stay hydrated and stay safe!

Best Regards

Ms. Neelu Sharma  
Principal



Summer vacation is a time to relish the refreshing experience of swimming pools, cold ice creams, chilled lemonades, and juicy watermelons. However, it is crucial to take care of oneself by wearing a cap while outdoors and staying hydrated by drinking plenty of fluids. If you do not have a cap, do not fret; seek shelter under the surrounding buildings. Enjoy the summer as you do your Holiday Homework on **"Buildings and Structures."**



## Different Types of Buildings



This summer drive on the Delhi Gurugram highway by car and be observant of the different types of buildings that you would see on either side of the highway. Draw the given image on an A4 sheet. Recollect the different buildings that you saw on your drive. Add those buildings on either side of the highway that you have drawn. Be creative and add trees, over head bridges and traffic signals also. Colour it and make it look awesome.



## Word Building



Building is not only related to construction. Let's see how many new words you can build using only the letters from the word given below. Make the table on an A4 sheet and decorate it.

# ENGAGEMENT

egg		



# Let's go Camping!

Different types of houses are found at different places. Here is a tent set-up for you. Colour the picture and write ten things that you can see (in it):

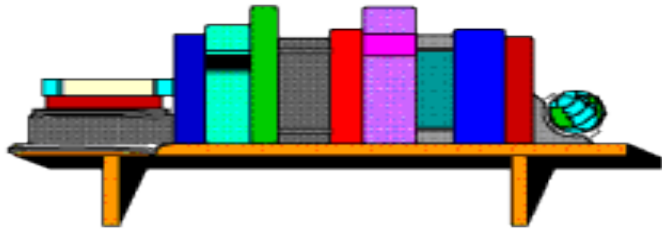



## Fun with Books




A carpenter made bookshelves for Divya and Ritu and the two girls put their books nicely in them. Let's look at their shelves and see what they have there:

Divya's bookshelf



Ritu's bookshelf




How many books are there in total: \_\_\_\_\_

How many blue books are there on Ritu's shelf?

\_\_\_\_\_

Who has more books? \_\_\_\_\_





# Time to Count and Add


Now it's time to do a small survey. Count the different pieces of furniture in your house.



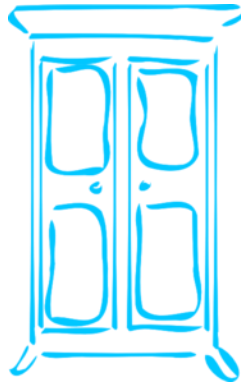
Tables




Beds



Chairs



Cupboards




Sofas



Cabinets in  
the kitchen

After you have counted, draw the items and write the figures on an A4 sheet. Also add the numbers and write the total.

# Weave - a - Mat



Weaving can be such fun. Use the steps below and weave a mat for yourself. Don't forget to bring it to school.

## Material Required:

1. 2 coloured A4 Sheets
2. Ruler (Small)
3. Scissor
4. Pencil


## Procedure

- Take two different coloured A4 sheets.
- Cut them into strips of equal width and length.
- Now weave them into a mat. The mat should be of an A4 size.

## Building Materials



The **Three Little Pigs** used different materials to build their homes. One used hay, the other used sticks and the third used bricks. We all know which house was the strongest.



Visit a construction site and see all the material you find that is being used to make the building. Make a photo frame like the one given below on an A4 sheet. Paste the picture of you at the construction site in it.



Collect atleast 6 different materials from the site and put them in small plastic bags. Paste the bags neatly below your picture and label them.


## Activity Time

- Make a sandcastle using materials like cardboard, paper, coloured sheet, sand. (Roll no- 1 to 10)
- Make a mud hut with materials like cardboard, paper, mud, straw, dry leaves. (Roll no- 11 to 20)
- Build a house of an animal that lives under the ground- like a rabbit's burrow, a snake's hole etc. on a cardboard with materials like mud, leaves etc. (Roll no- 21 to 31)



Make a collage on a chart paper of different types of houses or famous monuments of the world. (For All)

# Build a Sandwich

Now it is time to get our hands on some food!!! Let's learn how to make a sandwich....and of course have some fun also!



## Ingredients

Bread	2 slices
 Tomatoes	4 slices
 Cucumber	4 slices
Butter	As desired
Salt and Pepper	

- Take the two slices of bread and place them on in a plate.
- With a knife apply butter on both the slices.
- Now place the tomato slices and on top of it place the cucumber slices.
- Next sprinkle salt and pepper.
- Cover with the second bread slice.
- Enjoy eating your sumptuous sandwich with your mother.

Take a picture and write what you liked most about this activity below:



# ICT

Identify the different parts of the computer.  
Write the names in the blank boxes :

1.

2.



3.

5.

4.

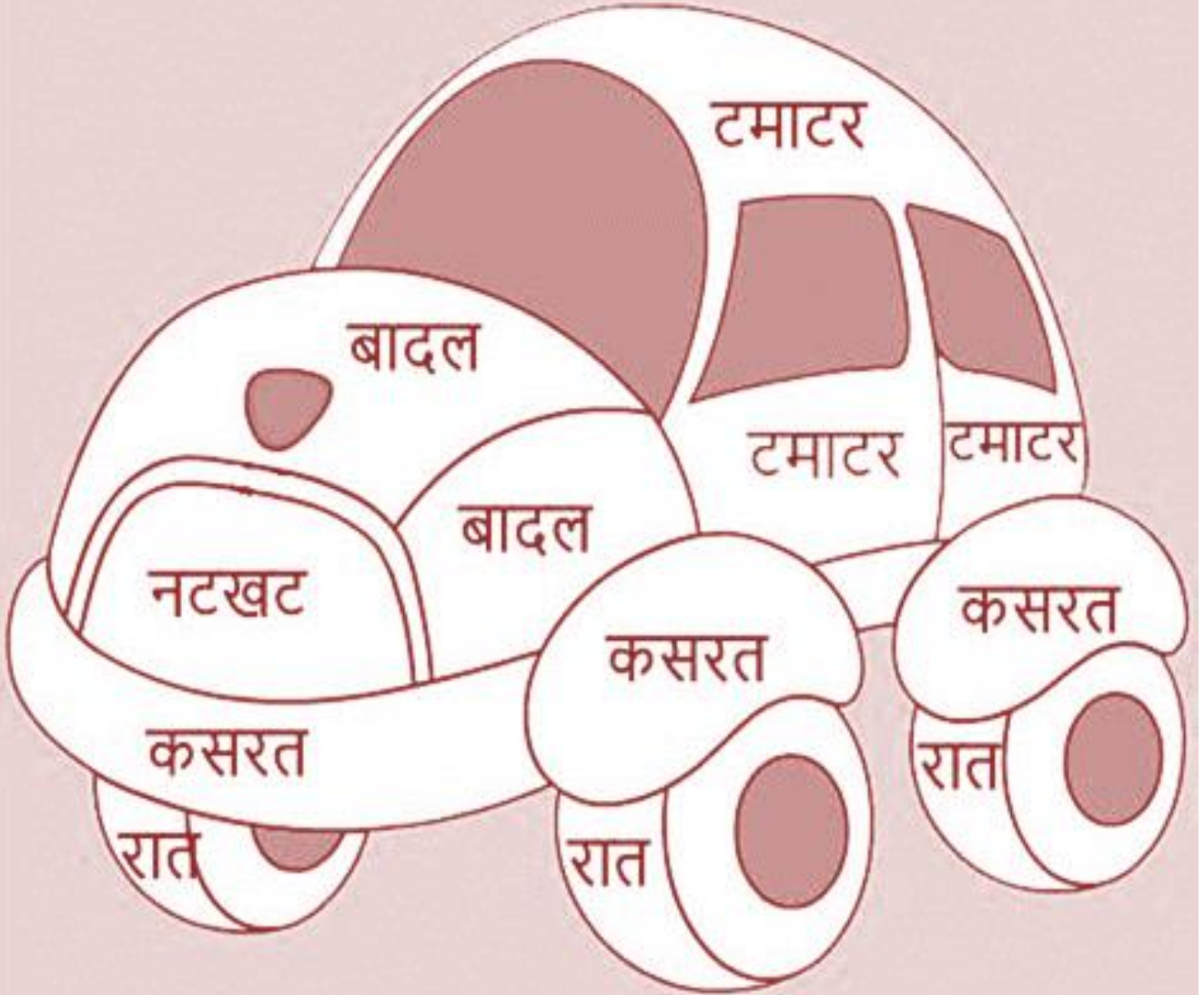
## HELP BOX

CPU • Mouse • Printer • Monitor • Keyboard

## HINDI

चित्र में दिए गए शब्दों को पढ़कर निर्देशानुसार रंग भरिए.

1. टमाटर - लाल ( Red )
2. कसरत - पीला ( Yellow )
3. नटखट - हरा ( Green )
4. बादल - नीला ( Blue )
5. रात - ( Black ) काला



दी गई पहेली में से 'आ' की मात्रा वाले शब्दों को रेखांकित कीजिए।

मामा काला तवा नीला राजा पान ताला

का	ला	ह	रा	त	वा	का
मा	मा	ल	व	पा	पा	न
ला	दा	ता	न	ला	न	फा
ल	दा	रा	जा	पि	ला	श
छा	वा	ख	मा	ता	वा	ना
ता	पा	ता	च	ना	ना	व
ला	र	र	पा	नी	ला	भ

माता तार हरा दादा पाला नाना

छाता

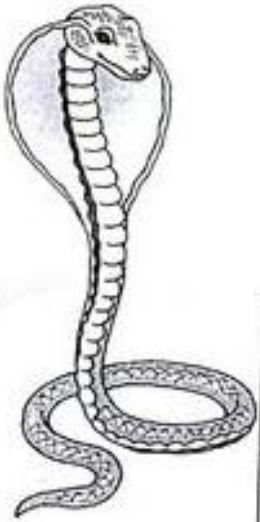
पिला

पार



चित्रों की सहायता से शब्दों का निर्माण कीजिए-

## वर्ग पहेली



	घ		
		ल	
		फ	
			स
श			
		न	
	त		
		र	



साँप-सीढ़ी का खेल खेलते हुए 'आ' की मात्रा से संबंधित शब्दों का निर्माण कीजिए और उन्हें उत्तरपुस्तिका में लिखिए -

## साँप - सीढ़ी ज्ञान का खेल ( आ मात्रा )

