



IMPERIAL HERITAGE SCHOOL
SECTOR-102, GURUGRAM

Holiday
Homework



SESSION 2023-24

GRADE- III



The holiday season is a perfect time to reflect on blessings and take out ways to make life better for those around us".

Dear Parents,

Vacation is the time for the children to explore their countless interests and indulge in various activities that would lead to their all-round development. Summer Vacation is the most awaited time for both parents and kids as it gives them an opportunity to spend quality time together, without the pressure of timings and deadlines.

Holidays are time when you can connect with your child in many ways. As parents are the first and the most important teacher for a child, you can encourage your child to participate in many educational activities at home and promote his/her quest to learn. Working together will not only help your child to build, learn and develop his/her skills but also strengthen your bond with him/her.

The Summer Vacation Holiday Homework has been designed by the teachers for you all to achieve the motto of Fun and Learn. The activity based assignments will foster curiosity, develop creativity, enhance knowledge and instill the joy of learning among the children. It will certainly help them discover themselves as someone who is more enriched and confident and performs every action to perfection.

Here are a few tips for parents to act as a facilitator to help your child balance his/her eagerness in pursuing adventure, creativity and self-expression with development of responsibility.

- Teach her/ him the importance of moral value in their life.
- Motivate her/ him to read good books.
- Encourage and help your child in shouldering responsibilities in household chores. It will aid her/ him to be independent.
- Keeping in view harsh weather, indulge yourself in various indoor games with them.
- Encourage your child to wish 'Good Morning' and 'Good Night' to everybody.
- Encourage your child to speak simple sentences in English.
- Talk respectfully with your child and encourage her/ him to do the same.
- Motivate her/ him to use polite words such as 'Please', 'Thank You', 'Sorry', 'May I'.
- Revise the work done in class.

Instructions for students:

- All the written work has to be done in your best handwriting.
- Do not rush to complete all the homework in one go.
- Enjoy the activities. Take your time to finish them.
- Try to do all your assignments on your own, You can do it!
- Take help from parents only when absolutely necessary.
- Enjoy your holidays.

The theme for the Homework is *Young Explorers*.

All homework will be marked on the following parameters:

- Idea and content
- Presentation
- Innovativeness
- Creativity
- Ability to answer questions related to the homework

Enjoy the sunshine with your child and create memories.

Stay hydrated and stay safe!

Best Regards

Ms. Neelu Sharma
Principal



Young Explorers



Every child is an explorer!

The more you explore.... The more you learn.....

Yes, every child is an explorer in their own unique way. From the moment they are born, children begin to explore the world around them. They are curious and eager to learn, and they use all of their senses to discover new things and make sense of their environment.

As they grow and develop, children continue to explore and learn, often driven by natural curiosity and the desire to understand the world around them. They may explore the natural world, experiment with different materials and tools, or engage in imaginative play to explore different roles and scenarios.

Exploration is an important part of children's development, as it helps them to build new skills and knowledge, develop their creativity and imagination, and gain a deeper understanding of themselves and the world around them. It also helps to foster a lifelong love of learning and a sense of wonder and curiosity about the world.

Each kid will explore at a different pace, differently. Let children take the lead in exploration. Support them and believe them

LITERACY

Task 1: Live, Love and Eat in Grandma's kitchen

Make a small video with your grandparents asking them about an old recipe and click pictures also. Then write down the procedure and ingredients used in that recipe. Finally segregate those ingredients according to different types of nouns (for eg. common, proper and collective noun).

Name of the Recipe

Ingredients used	Common noun	Proper noun	Collective noun
Salt	 Salt		
Amul Milk		 milk	
Ghee		 milk powder	

Instructions:

1. Upload the video on Teams for your English teacher.
2. Paste the pictures with your grandparents while preparing that dish on an A4 sheet and write a few lines about your feelings while preparing that dish.
3. On another A4 sheet draw the table given above and write the names of the different ingredients used. Write them in the correct column.
4. You can draw pictures also if you want.
5. Use the third A4 sheet and write the procedure for making the dish. Make it as creative as you can.

Task 2: I Grow When I See a New Word:

One is never alone when one is with books.....Reading teaches you many new words. Explore at least two books of your interest and read it during your vacation. Make two caterpillar dictionaries of the new words you come across while reading.



Instructions:

1. Take three different coloured A4 sheets.
2. Cut 18 small circles using the coloured sheets. Make two more circles bigger as those will be heads.
3. Now write new words that you came across while you were reading on the small circles.
4. Paste the circles together as shown in the picture and create your caterpillars.
5. Learn the meanings of those words.
6. Be ready for a small test on the same when you come back to school.

SUGGESTED READING LIST

1. Tales of Panchtantra
2. Chicken Sunday. by Polacco, Patricia. ...
3. The Littles. by Peterson, John Lawrence. ...
4. Pippi Longstocking. by Lindgren, Astrid. ...
5. Catwings. by Le Guin, Ursula K. ...
6. Muggie Maggie. by Cleary, Beverly. ...
7. The Chocolate Touch. by Catling, Patrick Skene. ...
8. A Bear Called Paddington. by Bond, Michael. ...
9. The Chalk Box Kid.

Task 3: NATURE.. God's Greatest Gift of Life....

Go for walks with your family and explore Nature. You will get to know that Nature is the greatest gift of life..... Write a poem on Nature in your own words.

Instructions:

Write the poem on an A4 sheet.

Learn the poem and make a prop related to your poem as there will be a poem recitation competition when you come back to school.



NUMERACY

Task 1: World of Tangrams

Tangram is a traditional Chinese puzzle consisting of seven geometric shapes, called tans, which can be arranged to form a square. The seven shapes include two large right-angled isosceles triangles, one medium-sized right-angled isosceles triangle, two small right-angled isosceles triangles, one square, and one parallelogram. Tangram is believed to have originated in China during the Song Dynasty (960-1279) and later spread to Europe and America. The puzzle is popular because of its simplicity and versatility, as the seven pieces can be arranged in many different ways to create various shapes and figures, such as animals, people, buildings, and more.

Students need to use their creativity and imagination to create art using tangram shapes and make Tangrams of any 4 Animals/Birds/Transport/Puzzles/Human Figure from cut-outs using A4 -sheet and then colour it using different colours and make it beautiful.

Also, read the story- Li's Tangram Animals is attached with the holiday homework.

Refer to the below links to make Tangram set:

<https://www.youtube.com/watch?v=gC2j7gqoPhg>

<https://www.youtube.com/watch?v=R9HGnrmdrEU>



Material Required:

1. A4 Cartridge Sheet (white) – 4

NOTE: The research has no limitation and it is purely up to the researcher (student) to seek and collect information that catches his/her interest. The information on the net is vast therefore parental discretion and guidance are solicited while the child uses the net.

Task 2: Knowing the population of the cities of our country- India.

Step 1: Find out the population (less than 1 lakh) of any 5 cities of our country- India (For eg. the Population of Nalanda is 24,000)

Step 2: Write down the above-gathered population in the Indian System of Numeration.

Step 3: Write the population in words.

Step 4: Write the expanded form of the population.

Step 5: Arrange the population in Ascending and Descending order.

Step 6: Find out the city with maximum and minimum population.

Copy the following table on an A-4 sheet and fill in the above information gathered in the same.




Find Out	City 1	City 2	City 3	City 4	City 5
Name of the City					
Population in the Indian system of Numeration					
Population in words.					
Expanded form of the population					
Population of 5 cities in Ascending order					
Population of 5 cities in Descending order					
City with maximum population					
City with minimum population					

Task 3: Math in the Real World

Students will explore the practical applications of Math in our daily lives and develop an understanding of how Math is used in the world around us.

Instructions:



1. Choose any one real-life scenario from the below-given option:
 - **Planning a Birthday Party (Roll Numbers 1- _____)**
 - **Grocery Shopping (Roll Numbers _____ - _____)**
 - **Trip to Amusement Park (Roll Numbers _____ - _____)**
2. Research the Math concepts involved in the chosen scenario. You can use books, websites, or parents' help.
3. Create a poster or a draw on an A4 sheet that explains the chosen scenario and the Math concepts involved.
4. Write a brief explanation of each Math concept you identified and how it is used in the scenario you chose.
5. Reflect on the importance of Math in the scenario. Explain why it is essential to have a good understanding of Math to succeed in this area.
6. Copy the below-given table on an A-4 sheet for doing steps 4 and 5.

Scenario 1: Planning a Birthday Party

Imagine you are planning a birthday party for your friend or family. You need to figure out how much food and drinks to buy, how many decorations to get, measure ingredients accurately when cooking and also figure out how much space you need to decorate for the party and how much everything will cost.

Scenario 2: Grocery Shopping

When you go grocery shopping, you need to figure out how much food you need to buy, how much it will cost, and how much change you will get back.

Scenario 3: Trip to an Amusement Park

Imagine you are starting a garden in your backyard. You need to figure out how much space you have, how many plants you can fit in and how much soil you need.

Math Concepts: Addition, Subtraction, Multiplication, Division, Fractions, Measurement, Time, etc.

S.No.	Math Concepts Used	Explanation	Example	Importance	Source

Material Required:

1. A4 sheets- 2

Note:

- **Revise all the topics done in class.**
- **Revise tables 2 to 10.**
- **Do 5 sums daily in the rough notebook.**

EVS

Task 1: Let's explore our Solar system

Students will explore about different planets in the solar system and make a hanging as shown.

Material Required:

1. Cardboard
2. Paint
3. Chart Papers
3. Stickers
4. Balls
5. Strings or thread

Instructions:

1. Students can use cardboard or balls to make the planets.
2. They can use stickers to decorate the black base or can colour and paste pictures of astronauts /rockets.
3. They can use thread, strings or waste wires to hang the planets.



Task 2: Landforms

Explore about the different landforms on Earth and recreate them on a paper plate using colourful clay.



Material Required:


1. Big paper plate
2. Cardboard
3. Colourful Clay

Instructions:

1. Students should make the model using the above-mentioned material.

Task 3: Popular Traditional Games

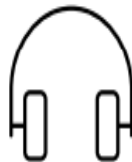
Students will explore different games their grandparents or parents used to play. After gaining the details and rules, they will these play games with their parents or grandparents. Click pictures of the same and paste it in the scrapbook.



ICT



Task 1: Draw the IPO cycle and draw 2 examples for input devices, output devices and storage devices (on A4 sheet).




Task 2: Practice typo-master.

हिंदी




पाखी ने ईशु को गुप्त संदेश द्वारा एक कहानी का सार लिखकर भेजा है। आप गुप्त संदेश को नीचे दिए गए संकेतों से समझकर लिखिए। अब इस कहानी के सार को विस्तारपूर्वक लिखकर एक कहानी बनाइए-



ख) गर्मी की छुट्टियों में कुछ नया सीखें | जैसे कोई नया खेल, कुछ बजाना और कुछ बनाना ,उसके बारे में लिखें और उसे करते हुए अपनी फोटो लेकर A4 size sheet पर कोलाज बनाइए |

ग) ग्रीष्मकालीन अवकाश में हम सब कहीं न कहीं घूमने जाते हैं। इस अवकाश में आप जहाँ भी घूमने जाएँगे वहाँ के प्राकृतिक सौंदर्य का वर्णन करते हुए एक कविता की रचना A4 size sheet पर कीजिए।



नोट - कक्षा में अब तक करवाया गया सम्पूर्ण कार्य उत्तरपुस्तिका में पूर्ण कीजिए और याद कीजिए।