



IMPERIAL HERITAGE SCHOOL
SECTOR-102, GURUGRAM

Holiday
Homework



SESSION 2023-24

GRADE-IV



The holiday season is a perfect time to reflect on blessings and take out ways to make life better for those around us".

Dear Parents,

Vacation is the time for the children to explore their countless interests and indulge in various activities that would lead to their all-round development. Summer Vacation is the most awaited time for both parents and kids as it gives them an opportunity to spend quality time together, without the pressure of timings and deadlines.

Holidays are time when you can connect with your child in many ways. As parents are the first and the most important teacher for a child, you can encourage your child to participate in many educational activities at home and promote his/her quest to learn. Working together will not only help your child to build, learn and develop his/her skills but also strengthen your bond with him/her.

The Summer Vacation Holiday Homework has been designed by the teachers for you all to achieve the motto of Fun and Learn. The activity based assignments will foster curiosity, develop creativity, enhance knowledge and instill the joy of learning among the children. It will certainly help them discover themselves as someone who is more enriched and confident and performs every action to perfection.

Here are a few tips for parents to act as a facilitator to help your child balance his/her eagerness in pursuing adventure, creativity and self-expression with development of responsibility.

- Teach her/ him the importance of moral value in their life.
- Motivate her/ him to read good books.
- Encourage and help your child in shouldering responsibilities in household chores. It will aid her/ him to be independent.
- Keeping in view harsh weather, indulge yourself in various indoor games with them.
- Encourage your child to wish 'Good Morning' and 'Good Night' to everybody.
- Encourage your child to speak simple sentences in English.
- Talk respectfully with your child and encourage her/ him to do the same.
- Motivate her/ him to use polite words such as 'Please', 'Thank You', 'Sorry', 'May I'.
- Revise the work done in class.

Instructions for students:

- All the written work has to be done in your best handwriting.
- Do not rush to complete all the homework in one go.
- Enjoy the activities. Take your time to finish them.
- Try to do all your assignments on your own, You can do it!
- Take help from parents only when absolutely necessary.
- Enjoy your holidays.

The theme for the Homework is *Travel & Currency*.

All homework will be marked on the following parameters:

- Idea and content
- Presentation
- Innovativeness
- Creativity
- Ability to answer questions related to the homework

Enjoy the sunshine with your child and create memories.

Stay hydrated and stay safe!

Best Regards

Ms. Neelu Sharma
Principal



*Give me the long, straight road before me,
A clear, cold day with a nipping air,
Tall, bare trees to run on beside me,
A heart that is light and free from care.
Then let me go! – I care not whither
My feet may lead, for my spirit shall be.
Free as the brook that flows to the river,
Free as the river that flows to the sea.*

THEME: TRAVEL AND CURRENCY



Tourism is a major economic activity that has developed significantly over the years. It's an activity that can be recognized in both developed and developing nations. In general terms, tourism is the movement of a person from one place to another with the aim of exploring the place and spending quality time with family or friends. Earlier our ancestors used to travel by sea routes as it was a convenient and most affordable medium, but it was time consuming. Due to technological advancement, we can now easily travel to any place around the world without wasting time. For any country, tourism generates a lot of money, especially a country like India.

Tourism not only benefits the government but also the people that inhabit the area. It creates business and employment opportunities, which helps the government to generate income. Tourism is one of the fastest-growing industries in the world that has changed the scenario of the world.

ENGLISH

ACTIVITY 1- Read Chapter 8 – The Myriad Colors of Meghalaya (M.C.B) and make a project on A4 size sheets writing ten facts about Meghalaya, along with pictures.

Instructions:

Use four A4 sheets for this project.

The first page will be the cover page and should have the title and the student's details (name, class and section)

Write four facts with pictures on one A4 sheet. (Minimum ten pictures)



ACTIVITY 2- Make a collage on A3 size sheet mentioning five countries you would like to visit and why? (You can talk about famous monuments, food, culture, currency etc.) [use pictures]

Instructions:

Use one A3 sheet for this activity.

Make a beautiful border, give it a title, write countries' names in capital letters, and paste minimum five pictures.

Write your reason for visiting any particular country in a box or any other shape and color it beautifully.

Show your creativity at its best.

ACTIVITY 3- Design book covers for **any of the two** travel books written by Indian authors.

List of suggested travel books

Ghats of Varanasi by Dr. Rajnish Mishra

A Woman's Journey Through India by Madhu Veena

The Bera Bond by Sundeep Bhutoria

Travel Diaries- the Pilgrimage by Shivani

Instructions:

Use one A4 sheet for each of the book covers.

The cover page should have an illustration along with the title and the author's name.

Use your own imagination and come out with something colorful and creative.

SUGGESTED READING LIST:

- Dragon with a Chocolate Heart by Stephanie Burgis
- Royal Guide to Monster Slaying by Kelley Armstrong
- Mellybean and the Giant Monster by Mike White
- The Magical Reality of Nadia by Bassem Youssef and Catherine R. Daly
- The Terrible Two (series) by Mac Barnett and Jory John
- The First Cat in Space Ate Pizza by Mac Barnett (graphic novel)
- Phoebe and Her Unicorn (series) by Dana Simpson (graphic novel)
- It's the End of the World and I'm in My Bathing Suit by Justin A. Reynolds
- Once Upon a Tim by Stuart Gibbs

Q.2) Match the following-

1. 	i) Dime
2. 	ii) Penny
3. 	iii) Quarter
4. 	iv) Dollar
5. 	v) Nickel
6. 	vi) 5 Dollars

Q.3) Write the amount in numbers, using the dollar sign (\$).


(For example: five dollars forty -two cents is \$ 5.42)


- a) Six dollars seven cents = \$ _____
- b) Eighty dollars thirty cents = \$ _____
- c) Seven dollars ninety – four cents = \$ _____

Q.4) Fill in the blanks.

- a) 3 nickels = _____ cents
- b) 2 dollars = _____ cents
- c) 5 dimes = _____ cents
- d) 4 quarters = _____ cents

Q.5) Add the money and write the value in dollars (\$).

1)  = _____

2)  = _____

Activity 1- Wanderlust Adventures

Our budding vloggers will explore the city of Manipur and will make a travel vlog of 5 minutes based on the below-given questions:

- What are some popular tourist destinations in Manipur?
- What are the modes of transportation to reach the city?
- About the unique culture, traditions, and food of Manipur that make it a unique travel destination.
- About the costs of travel in Manipur, such as accommodation, food, and transportation.
- Why it is known as the *Jewel of Incredible India*?




Note:

- Start your video with the self-introduction and the introduction of the place.
- Kindly share your video with your respective EVS Teacher on Teams by 26.06.23

Activity 2 – My Travel Brochure

Students will create a tri-fold travel brochure for a specific country. Your brochure must include the following information.

- The name of the country.
- 5 interesting facts about the life and history of the country.
- About the local wildlife.
- 5 travel/tourist destinations in the country.
- Explain what is so great about those destinations.
- Foods to eat when you travel to this country.
- Where to stay?
- Historical heritage of the country.
- Include a map of the country and the location of the travel destinations. (No printouts allowed.)
- Means of transportation to the country and how long it would take to fly, drive, or go by boat.
- Design your own tagline for the country.



Material Required:

1. A3 Sheet -1 (any colour)

* Your brochure should look lively, colourful, and festive. It should persuade me to visit your country.

Activity 3- Money Matters



Students will make a poster in which they will present:

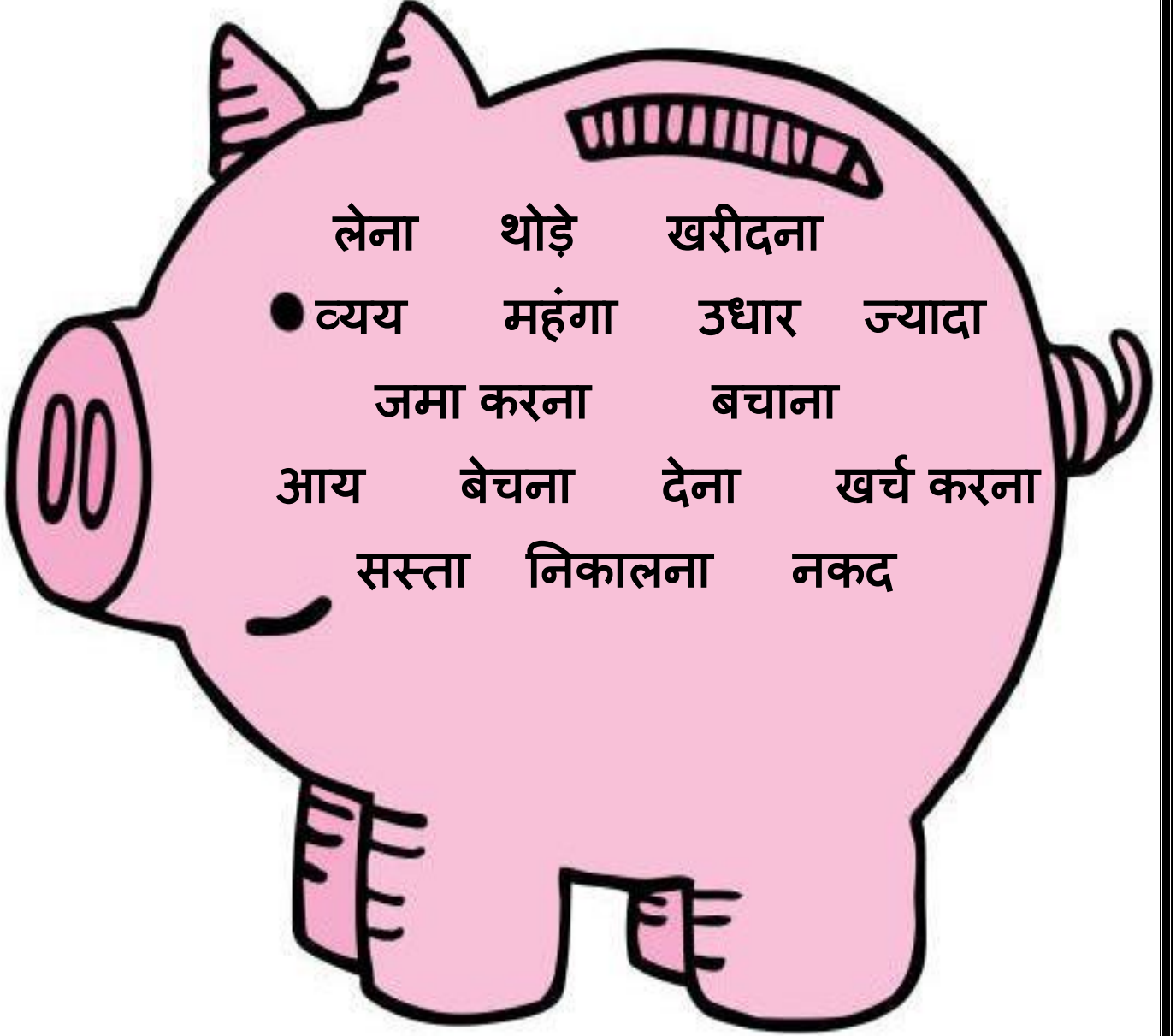
- the history of currency
- the different forms of currency used throughout history
- the role of currency in trade and commerce
- the evolution of currency exchange rates
- different currencies used nowadays

Material Required:

1. A3 Sheet -1 (any colour)


HINDI

प्रश्न - 1. वह पात्र जिसमें रुपया पैसा संग्रह किया जाता है, गुल्लक कहलाता है। नीचे दिए गए गुल्लक (पिगी बैंक) के चित्र में रुपए पैसे से संबंधित कुछ विलोम शब्द दिए गए हैं। इस पृष्ठ का एक A4 साइज पर प्रिंटआउट लेकर उस पर इन विलोम शब्दों के जोड़ों को छांटकर गुल्लक के नीचे दिए गए स्थान पर लिखिए -



_____	_____	_____	_____
_____	_____	_____	_____
_____	_____	_____	_____
_____	_____	_____	_____

प्रश्न -2. निम्नलिखित पृष्ठ का एक A4 साइज पर प्रिंटआउट लेकर उस पर रिक्त स्थानों में दिए गए देशों की राजधानियों, भाषा तथा उन देशों में प्रयुक्त होने वाली मुद्रा (करेंसी) के नाम लिखिए और चित्र चिपकाइए -

देश	राजधानी	भाषा	मुद्रा	चित्र
भारत	नई दिल्ली	हिंदी	रुपया	
जापान	_____	_____	_____	
चीन	_____	_____	_____	
इंग्लैंड	_____	_____	_____	
फ्रांस	_____	_____	_____	
अमेरिका	_____	_____	_____	
सऊदी अरब	_____	_____	_____	
बांग्लादेश	_____	_____	_____	
रूस	_____	_____	_____	

प्रश्न - 3. एक A4 साइज शीट पर भारतीय रुपए का चिह्न बनाइए तथा बताइए कि यह किस-किस लिपि के किन वर्णों के मेल से बना है ? इसे किसके द्वारा बनाया गया तथा कब सरकार द्वारा स्वीकार किया गया? इसका वर्णन करते हुए पांच पंक्तियां लिखिए ।

ICT

Make a story from scratch about the currency of different countries. Save the file in .sb2/.sb3 format and upload it on Teams.