



IMPERIAL HERITAGE SCHOOL

SECTOR-102, GURUGRAM

Holiday Homework

**GRADE
TODDLERS**



HOLIDAYS.... HOLIDAYS..... HOLIDAYS

*My holidays start from 20th May 2023...
Wow! I am waiting for this beautiful day!
It's time to smile and have some fun...
And play and play under the sun!
Dancing, drawing, running and singing...
Holidays always keep me smiling!*

Dear Parents,

Summer holidays always remain the most awaited time of the year where you get an opportunity to spend quality time with your child. Children are born with natural curiosity and inquisitiveness about the world around them. It is important for us to help them keep this spark alive and to make learning fun.

Here are some activities given to help your child become independent and confident:-

Independent Me

- Buttoning and Unbuttoning.
- Keeping belongings back in their place.
- Filling the water bottles.
- Keeping the room clean and well-organized.
- Opening and closing the tiffin box.

Alone we can do so little; together we can do so much. (Social Skills)

- Wish your elders with a smile.
- Go outdoors and play with your friends.
- Share things with your friends.
- Use magical words: Sorry, Please, Excuse Me, Thank You.

One, who maintains cleanliness, keeps away diseases. (Personal Hygiene)

- Brushing teeth twice a day.
- Combing hair regularly.
- Taking a bath daily.
- Washing hands before and after meals.
- Trimming nails regularly.

Reading is Fun

Children are made readers in the laps of their parents.

- Make reading a regular practice with pictures and large text.
- Read out value based stories from Panchatantra, Pepper and Bruno to your child daily.
- Make bed-time stories a part of your child's daily routine.

Be a Friend

- Identify a family game like cricket, football, volleyball, etc. and play with your child every weekend.
- Take your child for nature walks and explore different leaves, insects, pebbles, trees while walking.

I am Special

Make your child learn self-introduction:

- My name is _____.
- I am ____ years old.
- I study in _____.
- I study in Imperial Heritage School.
- The name of my class teacher is _____.
- The name of our Principal is Neelu Sharma ma'am.

Developing Motor Skills

Working on Gross Motor Skills helps a child gain strength and confidence in his/her body.

Do activities like catching a ball, balancing, moving like an animal, cycling, jumping on a trampoline, hopping on one foot etc.

Fine Motor Skills involve the use of the small muscles that control the hand, fingers and thumb.

Activities like buttoning and zipping clothes, colouring, clay moulding, building with legos and blocks, beading etc. helps to build a child's self-esteem and confidence also.

Golden Sun

By Lenore Hetrick

Great, glorious, golden sun,
Shine down on me today!
You are the life of all this earth,
You and your magic ray.
You are the life of bird and planet,
All must depend on you.
Shine down, great sun, the whole day long!
Shine from the heaven's blue.
And I will welcome your golden rays,
For you mean life to me,
And you mean happiness and health,
Strength and energy.
Shine down, great sun, on flower and field,
And never say goodbye.
Forever and ever give us your light
From out the wide, blue sky.

Enjoy the sunshine with your child and create memories.

Stay hydrated and stay safe!

Best Regards

Ms. Neelu Sharma
Principal





S - Splashing in the water.

U - Under the warm summer sun.

M- My friends are at the beach.

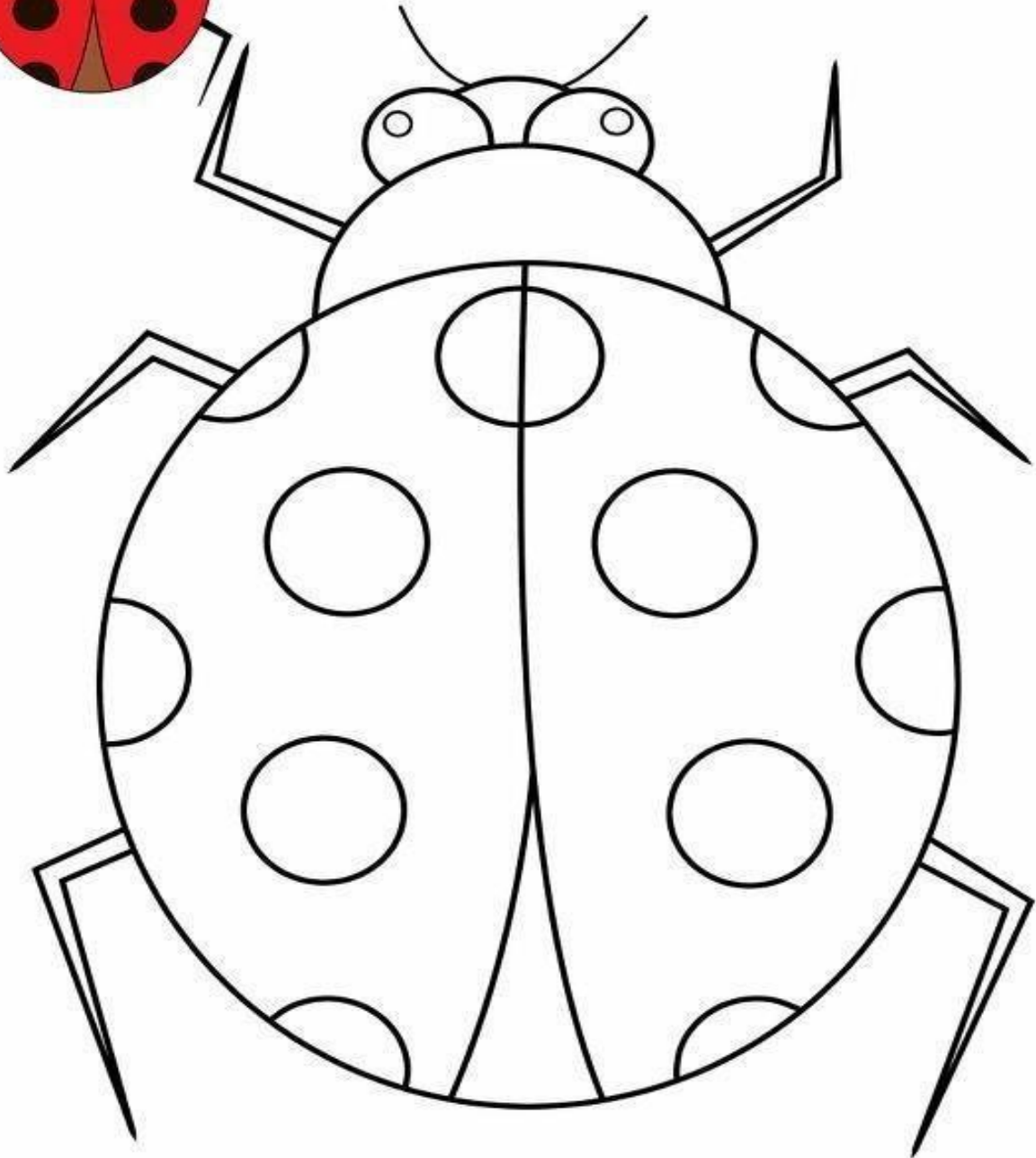

M - Mosquitos are buzzing all around.

E - Eating all the ice cream cones.

R - Ready to enjoy this time of year!


NAME: _____ SECTION _____

ACTIVITY-1
TEARING and PASTING



Instructions- - Let's do tearing and pasting activity with red and black paper.
Objective-To emphasize on colours and eye hand coordination.


ACTIVITY-2
DAL PASTING



Instructions - Let's paste yellow and green dal.

Objective - To enhance fine motor skills of the child.


ACTIVITY - 3
DRY LEAF PASTING



Instructions - Let's paste dry leaves.

Objective - To enhance fine motor skills of the child.


ACTIVITY-4
BINDI PASTING



Instructions - Let's do tracing and paste bindis in the circles.

Objective - To enhance fine motor skills of the child.


ACTIVITY-5
EAR BUD PAINTING



Instructions - Let's make the butterfly colorful with earbud painting.
Objective - To increase eye hand coordination.

ACTIVITY-6
COTTON DABBING

Big




Small



Instructions -Let's do cotton dabbing in the big picture.

Objective -To enhance fine motor skills of the child.


ACTIVITY-7
SEED PASTING



Instructions -Let's colour the strawberry and paste watermelon seeds.

Objective -To enhance fine motor skills of the child.



ACTIVITY-8
COTTON PASTING



Instructions -Let's paste cotton in the sheep.

Objective -To enhance fine motor skills of the child.


ACTIVITY-9
VEGETABLE PRINTING



Instructions- Let's do vegetable printing. Use any vegetable that you like.

Objective - To enhance fine motor and thinking skills of the child.

ACTIVITY-10
CORN PASTING



Instructions - Let's paste corn kernels in the chick.

Objective - To enhance fine motor skills of the child.

ACTIVITY-11
SPRAY PAINTING



Instructions -Let's join the dots and do spray painting with a tooth brush.
Objective -To enhance fine motor skills of the child.

ACTIVITY-12
FOIL PASTING



Instructions -Let's colour and paste the foil paper in empty space, according to the picture.

Objective -To enhance the fine motor skills of the child.

Activity 1: FIRE LESS COOKING ACTIVITY

CORN CHAAT MAKING



Material required:

- 1 bowl steamed corn kernels
- 1 small onion- finely chopped
- 1 medium tomato - finely chopped
- 1 green chilly - finely chopped (optional)
- 1 tablespoon - chopped coriander leaves
- Chaat masala powder as required
- 1 or 2 teaspoon - lemon juice as per taste
- Black salt as required

Recipe:

In a large mixing bowl, mix together corn kernels, chopped onions, chopped tomatoes, chaat masala, black salt, 1 teaspoon lime juice, 1 tablespoon chopped coriander leaves.

Note: Click a picture of your child while doing this flameless cooking activity and paste his or her photograph on an A4 sheet. Paste the picture/s on an A4 sheet and give a catchy title.

Activity 2:
ART and CRAFT ACTIVITY



Material Required:

3 A4 size coloured pastel sheets

Googly eyes

Fevicol

Scissors

Steps:

Make a circle cutout of 19cm.

Make 2 heart shapes of dimensions- big (10cmx6cm) and small (3cmx3cm).

Make 2 frills of different colours to decorate the fish as shown in the above picture.



Place the small cutout of heart shape as mouth of the fish and the big heart shape cutout at the back as a tail of the fish as shown above.

Place the googly eye on the fish

Now decorate the fish by placing frills of 2 different colours on its body.

ACTIVITY-3

RAINY DAY



To Make This Craft You Will Need:

White paper plates
Blue paint
Thread
Glue or fevicol
Toothbrush
Blue pastel sheet
Scissors

Directions:

Cut the paper plate into two pieces.
Let's do spray painting with blue paint.
Let's do finger printing with blue paint.
Make small droplets with blue paper.
Hang droplets with thread on both sides of the umbrella.
Make the umbrella stand with blue paper and paste it.
Paste both sides of the paper plate to form an umbrella.
Now our beautiful umbrella is ready.